



Municipality  
of East Hants

# Annual Report 2022/2023

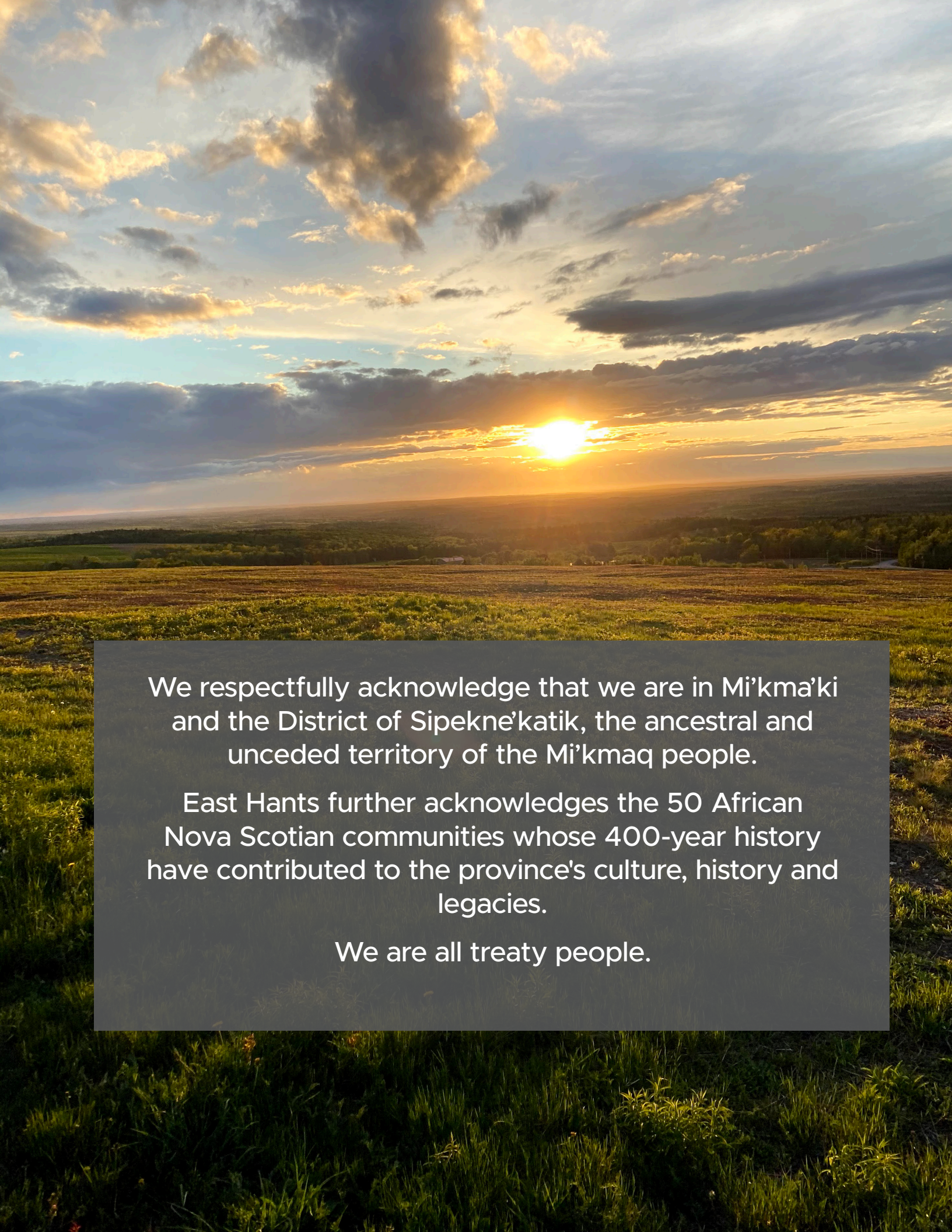


**EAST HANTS**  
We live it!







A landscape photograph showing a sunset over a vast, open field. The sun is a bright, glowing orb on the horizon, casting a warm, golden light across the sky and the land. The sky is filled with large, dark, textured clouds that are illuminated from below by the sun, creating a dramatic effect. The foreground is a field of tall, green grass, some of which is in sharp focus. In the distance, a line of trees and a few small buildings are visible on the horizon. The overall mood is peaceful and contemplative.

We respectfully acknowledge that we are in Mi'kma'ki  
and the District of Sipekne'katik, the ancestral and  
unceded territory of the Mi'kmaq people.

East Hants further acknowledges the 50 African  
Nova Scotian communities whose 400-year history  
have contributed to the province's culture, history and  
legacies.

We are all treaty people.





Burntcoat Head Park



# Table of Contents

<b>Annual Report</b>	<b>3</b>
<b>Our Municipality</b>	<b>3</b>
About East Hants	4
Message from the Warden	8
Message from the Chief Administrative Officer	10
Municipal Council 2022/2023	12
Municipal Governance	13
Municipal Staff	14
Senior Management Team	15
<b>2021-2024 Strategic Plan Progress</b>	<b>17</b>
Key Strategies	18
Sustainable Infrastructure	20
Corporate Excellence	22
Strong Community	24
Economic Prosperity	26
<b>Municipal Operations</b>	<b>29</b>
Infrastructure & Operations	30
Planning & Development	32
Parks, Recreation & Culture	34
Public Safety	42
Investing in our Communities	48
<b>Treasurer's Report</b>	<b>51</b>
Message from the Treasurer	52
Property Assessment in East Hants	54
Property Tax in East Hants	55
Financial Results 2022/2023	58
Consolidated Revenues and Expenses	59
Comparative Statement of Consolidated Revenues and Expenses	60
Capital Fund: Investing in our Infrastructure	62
Infrastructure Highlights: Completed Projects	63
Infrastructure Highlights: Work-in-Progress Projects	64
Operating Fund: Municipal Operations	66
Urban Service Rate	70
East Hants Water Utility	72
Reserves	74
Financial Condition Indicators	78
Municipal Grant Program: Investing in our Community	82
<b>Consolidated Financial Statements</b>	<b>91</b>





Shubenacadie



# Our Municipality







# About East Hants

The Municipality of East Hants is centrally located on mainland Nova Scotia. The northern and central parts of the Municipality encompass vast areas of forest with small communities and villages. Agriculture thrives along the scenic Minas shore and the Kennetcook River. This area includes the communities of Walton, Noel, Upper and South Rawdon, Maitland, Kennetcook, Stanley and Gore. Mount Uniacke and Lakelands, along Highway #101, is a community of seven lakes with a range of rural and suburban residents mixed with seasonal cottage-goers. Mount Uniacke is also home to one of two municipally owned business parks.

The portion of the Municipality referred to as "The Corridor" includes the communities of Enfield, Elmsdale, Lantz, Milford and Shubenacadie and is the most urbanized part of the Municipality. The Corridor adjoins Halifax Regional Municipality and is a short commute from Halifax Stanfield International Airport, Dartmouth and downtown Halifax. The close proximity to Halifax and Truro gives East Hants the advantage of a large workforce within a short commute and provides local businesses with access to a highly skilled workforce.

East Hants is in the District of Sipekne'katik, the ancestral and unceded territory of the Mi'kmaq people. The population of East Hants and Sipekne'katik First Nation is over 25,000 with more than 18% growth in the last 20 years (2021 Census data).

The Municipality owns and operates the East Hants Aquatic Centre, the East Hants Waste Management Centre, Fundy Tidal Interpretive Centre, Burntcoat Head Park and multiple parks, playgrounds and trail systems.

East Hants is home to one of the youngest and fastest growing populations in Atlantic Canada. As a community, East Hants is welcoming and provides a renowned quality of life where people can enjoy the perfect blend of rural and urban lifestyles.

Work, play, raise a family and build a business – do it all in East Hants!



**5,000+**  
residential units  
expected by  
2033



**55,000+**  
visitors to our  
tourism sites

**45+**  
parks, trails,  
water access  
points and  
facilities







## Our Mission

East Hants cares about people and their quality of life. Through program and service excellence, we are building a strong, thriving community.

Median Age —→ **43.6\***

Population:  
Under age 25 —→ **27.1%\***

Population:  
East Hants &  
Sipekne'katik  
First Nation —→ **25,631\***



**+8.87% Growth**  
in the past five years\*

\*All data for East Hants & Sipekne'katik  
(Indian Brook 14) is from the 2021 Census.

## Our Vision

East Hants is a vibrant, welcoming community that embraces rural and urban living – a place where everyone feels connected.





# Message from the Warden

On behalf of East Hants Council, I am pleased to present the Municipality of East Hants' Annual Report. The 2022/2023 fiscal year (April 1, 2022 – March 31, 2023) was a year of planning, growth and progress in East Hants. Our Council has passed the midway point of the 4-year term. This is an exciting point in our journey as we work towards the goals in our 2021-2024 Strategic Plan.

In 2022, the Municipality held a Special Election for District 4 – Shubenacadie, to fill a vacant position on Council after the resignation of Councillor Ian Knockwood. Carl MacPhee was the successful candidate and was sworn in on July 27, 2022. In other news, Councillor Michael Perry became Deputy Warden for a one-year term. I would like to extend my sincere thanks to former Deputy Warden Mitchell for his leadership and to all of my Council colleagues for their hard work and dedication over the past year.

As a Municipality, East Hants has focused on planning for the future this year. This included the challenging process of updating the East Hants Official Community Plan and developing long term plans for the former Elmsdale and Lantz school sites. Council also approved the acquisition of the former Dominion Atlantic Railway (DAR) line lands from Maitland to Stanley. Another success worth celebrating this year is the Shubenacadie River Park Revitalization project, which involved three levels of government support for path and ball field upgrades, a new playground, pickleball court and an accessible fishing area. Thorough and well thought out planning for these initiatives will ensure they remain assets that can be used and enjoyed by our communities.

East Hants was one of the many municipalities affected by Hurricane Fiona in 2022. Many of our residents experienced widespread damage and subsequent power outages. The Emergency Management team worked in collaboration with the province and other agencies to ensure accurate information was shared with the public and comfort centers were activated for over a week to provide a place for residents to charge devices, fill up water containers and have a hot meal.







I would like to commend staff and community members for their willingness to help neighbours and support those who needed assistance during the storm. A special note of appreciation goes out to our Volunteer Fire Departments, whose members were, as always, available for assistance at assorted fire halls in spite of many facing challenges from Fiona at their own homes.

Council's support of our public safety programs was highlighted this year by an expansion of the Fire Service medal program, now honouring those volunteers with 10- and 15-years' service. Working with the East Hants Fire Service we have updated the Financial Guidelines for Volunteer Fire Departments and provided over \$3.2 million in fire levies and other grants. We have also added two additional RCMP officers to our complement and two detachment assistants, as a pilot project, who will support our RCMP officers in the important work they do.

While making these and other investments in communities across our municipality, East Hants Council was pleased to be able to approve a budget for 2023/2024 which saw a four cent reduction to the residential tax rate and a three cent reduction to the commercial rate.

I invite you to read the 2022/2023 Annual Report, as it not only provides a snapshot of programs and services delivered by the Municipality of East Hants, but also serves as a progress report on the goals and objectives in our Strategic Plan. Looking ahead, we believe the best is yet to come for East Hants! Council will continue to work together and with staff to make sure that East Hants continues to be not only a great place to invest and do business in, but also a wonderful community in which to live, work and play!

*Eleanor Roulston*

Eleanor Roulston  
Warden & District 11 Councillor





# Message from the Chief Administrative Officer

East Hants staff continue to build on Council's key strategies by prioritizing the sustainability of our infrastructure, creating economic prosperity, building a strong community and ensuring corporate excellence in all that we do.

The 2021-2024 Strategic Plan is a document with vision that addresses the planning and building of infrastructure to support the needs of our growing communities. Construction of the Shubenacadie Wastewater Treatment plant began in 2022, adding long awaited capacity for future development in that community. Design for an additional tank at the Enfield Water Treatment Plant and active transportation routes along Hwy #2 and Hwy #214 are well underway, with construction beginning in 2023. Council has approved a financing model and design work for paving 'gap' roads within subdivisions in Lantz, Elmsdale and Enfield and established a traffic calming strategy for municipally-owned subdivision roads.



In addition to building our infrastructure, we are also focusing on long-term planning. As we work toward creating the vision of our community in 2050, we have commissioned a service capacity study for water and wastewater in the serviced area and an optimization study of the Lantz wastewater lagoon. Our Asset Management Program (AM) was a priority this year, with Council approving the AM Policy in November 2022 and subsequent delivery of an AM Strategy and Roadmap to the organization in January 2023.

Our Planning and Development Department has reviewed several planning applications this year, including an approved large scale comprehensive residential development (662 units) in Elmsdale and a potential 150 lots in Mount Uniacke through three approved applications. We continued to work on updates to the Community Plan and held extensive public consultations in the future planned areas of East Hants in 2022/2023. There is no doubt the level of development activity in East Hants will continue for the foreseeable future and we will continue to manage the expectations and challenges that come with this growth.

With growth comes the expectation of increased demand for recreation programs and services. In response, we have established a Diversity and Inclusion Strategy for our recreation programs and services. In 2022, we delivered our first inclusion aquatic and recreation programs. We also expanded our recreation programming to include a popular senior social, indigenous art programs and ball hockey programming at the East Hants Sportsplex.

Our staff continue to support a strong growing economy for East Hants. Of note this year, Phase 2 of the Uniacke Business Park expansion brought 12 acres to market, selling very quickly and attracting millions of dollars of investment to the area. I am proud of the work our team has done supporting current businesses and entrepreneurs this year while also planning for our future.





Our commitment to exceptional service delivery was outlined in a Customer Service Strategy prepared in 2022 and demonstrated in part by our move to online issue reporting tools for our residents. We have made strides in improving the accessibility of our information through a new website design which will go live in 2023.

Maintaining a strong internal staff culture is important to East Hants, both for the attraction of new staff and the retention of our current team. A 2022 staff survey demonstrated that 9 out of 10 East Hants staff are satisfied with their job at the Municipality. In 2022 we made headway in succession readiness, an initiative to ensure that we prepare for the retirement of key staff, ensuring a smooth transition in service delivery for our residents. Our continued commitment to internal service improvements will be crucial to planning for the years ahead.

We are very pleased to have installed two new flag poles at the Lloyd E. Matheson Centre in order to fly the Mi'kmaq Grand Council flag on a permanent basis and to promote awareness of the cultural diversity of our community, build trust with communities in the municipality and support a sense of pride for municipal residents.

The pages that follow tell you more about East Hants and the work of which we are proud. It is my honour to continue serving staff, Council and our community in my capacity as Chief Administrative Officer for the Municipality of East Hants.

Kim Ramsay, CPA, CMA,  
Chief Administrative Officer



# Municipal Council 2022/2023



**Warden Eleanor Roulston**  
District 11 - Rawdon-Gore



**Deputy Warden Michael Perry**  
District 8 - Mount Uniacke



**Sandra Garden-Cole**  
District 1 - Enfield



**Norval Mitchell**  
District 2 - Elmsdale-Belnan



**Eldon Hebb**  
District 3 - Milford-Nine Mile River



**Carl MacPhee**  
District 4 - Shubenacadie



**Keith Rhyno**  
District 5 - Maitland-MacPhees  
Corner



**Wayne Greene**  
District 6 - Walton-Noel-  
Kennetcook



**Walter Tingley**  
District 7 - Lantz-Milford



**Elie Moussa**  
District 9 - South-East Uniacke



**Tom Isenor**  
District 10 - Enfield-Grand Lake



# Municipal Governance

East Hants Council provides a range of services to residents and businesses through six municipal departments and relationships with partners at local, provincial and federal levels. Meetings of Council are open to the public every month and live streamed to the municipal YouTube channel. Everyone is welcome to attend.

Council governs through a policy-based structure, continuously updating and improving its bylaws and policies. The 2021-2024 Strategic Plan is the roadmap that guides decision making and provides a balanced approach to achieving long-range goals and ongoing delivery of services to our communities.

This past year, Council welcomed presentations from the following community organizations about the services they provide to East Hants:

- Nova Scotia Federation of Municipalities (NSFM)
- Corridor Community Options for Adults (CCOA)
- Canadian Mental Health Association
- East Hants Family Resource Centre
- Shubenacadie Canal Commission
- SPCA

The following bylaws and policies were amended in 2022/2023:

- Bylaw F-100 Local Improvement Charges Bylaw
- Bylaw IO-500 Property Assessed Clean Energy Program (PACE) ----->
- Bylaw F-400 Exemption from Taxation

Council Policy Updates 2022/2023:

- Dangerous & Unsightly Premises Enforcement Policy
- Pre-Application Policy for Development
- Special Reserves Policy
  - This is a Council policy to allow staff and Council members more details on the Municipality's special reserves, including why they were created and how they are to be used. Reserves are critical to the future sustainability of the Municipality.
- Municipal Flag Policy ----->
- Community Grant Program Policy
- Council Remuneration & Travel Reimbursement Policy
- Tourism Grant Policy
- Not-for-Profit Insurance Grant Policy
- Acceptance of Donations Policy
- Asset Management Policy



Learn more about the PACE Program on page 23.



Under the updated Municipal Flag Policy the Progress Pride Flag was flown at the Lloyd E. Matheson Centre for the first time in June 2022.



# Municipal Staff

Municipal staff at East Hants make up six departments that deliver services in: Financial Management, Infrastructure & Operations, Parks, Recreation & Culture, Corporate Services, Planning & Development and the Chief Administrative Office. Staff use the Strategic Plan to implement and prioritize initiatives in the organization's business plan.

There are 77 full-time equivalent positions across the organization, with an additional 60 casual positions at the East Hants Aquatic Centre. The average employee age is 41, with 27.5% of employees age 50+ as of December 2022.

Our workplace culture prioritizes learning and continuous improvement. The Municipality hosted 19 learning events for staff and partners in 2022/2023 and supported many instances of individual training for job-specific skills development.

In 2022, East Hants developed a Customer Service Strategy. The Strategy is another way to promote our brand of open, transparent and helpful government, one where people feel welcomed and listened to, respected and valued. The Strategy helps reinforce our customer service values and fosters the culture of service excellence we strive for.



## Queen Elizabeth II Diamond Jubilee Medals

In December 2022, six East Hants staff members were awarded the Diamond Jubilee Medals in recognition of their outstanding leadership and community contributions. Pictured on the left, the recipients were (from left to right): Andrea Trask, Tracy Dixon, Mike Brown, Corrine Giles and Kelly Ash. Sue Surette is not pictured but was also a recipient.



# Senior Management Team



**Kim Ramsay, Chief Administrative Officer**

**Full Time Staff = 6.5**

**Core Services:** Organizational leadership, legislative support to committees of Council, Council support & special research, human resources, occupational health & safety, communications, policy/procedure development (Council & Administrative), FOIPOP & privacy, issues management.



**Sue Surette**

**Director of Finance | Full Time Staff = 11**

**Core Services:** Financial management, treasury, budget & business planning, tax & water billing and collection, municipal fire levies and bookkeeping service for volunteer fire departments.



**Adam Clarkson**

**Director of Corporate Services | Full Time Staff = 10.5**

**Core Services:** Administrative support to volunteer fire departments, procurement & risk management, economic & business development, technology, records & information management, policy & real estate.



**John Woodford**

**Director of Planning & Development | Full Time Staff = 11.65**

**Core Services:** Planning & land use policy, regulation & applications, development control, permitting, fire & building inspection, bylaw enforcement, Geographic Information System services, animal control, emergency measures preparedness planning & response.



**Jesse Hulsman**

**Director of Infrastructure & Operations | Full Time Staff = 23**

**Core Services:** Solid waste management & education, road, sidewalk & streetlight maintenance, engineering services, capital project planning & management, environmental compliance reporting & optimization, water & wastewater management.



**Alana Tapper**

**Director of Parks, Recreation & Culture | Full Time Staff = 14.35**


**Core Services:** Policy development for aquatics, recreation, tourism, culture, parks & trails, recreation & aquatics programs & service delivery, community development & grants administration, tourism & events management, properties & facilities management, custodial services.





Burntcoat Head Park



A young boy with blonde hair is looking down at a tablet computer. He is wearing a dark grey hoodie. In the background, there is a white lighthouse with a red lantern room and a white railing. The lighthouse is situated on a grassy area with some trees and bushes. A wooden fence is visible in the foreground. The image is partially covered by a green circular graphic on the right side.

# 2021-2024 Strategic Plan Progress





# Key Strategies

The Municipality of East Hants launched the 2021-2024 Strategic Plan during the 2021/2022 fiscal year. It has four key areas of strategic focus each supported by goals and objectives.



### Sustainable Infrastructure



Infrastructure represents the foundation of any community. It includes roads, facilities, and systems that keep the community functional and people moving. Our goal is to provide infrastructure that addresses the needs of our growing community.

### Corporate Excellence



Success of the Municipality depends on public trust. This relationship with the public is achieved through open, transparent and fair decision-making, effective public policy, responsible financial management, exceptional service delivery, and effective communication. Our goal is to provide greater value to the community by improving the way we do business.

### Strong Community



A strong community is where people feel a sense of pride, are safe, connected and active. This is achieved through long-range community planning and by supporting those who live, work and visit in East Hants. Our goal is to provide services, programs and facilities, through direct service delivery and collaboration with others, that allow people and businesses to thrive.

### Economic Prosperity



A strong, competitive economy encourages entrepreneurship, stimulates opportunity, creates jobs and enhances the community's attractiveness. Through investment attraction, land inventory management and business support services, East Hants continuously improves the community's business environment and commercial tax base. Our goal is to have vibrant commercial districts that support the current and future needs of our community.



# Sustainable Infrastructure

**Strategic Goal:** Provide infrastructure that addresses the needs of our growing community.

## Objectives:

**Plan for and create transportation infrastructure that improves the connectivity and accessibility of roads, tourism routes, multi-use trails and active transportation networks.**

- ▶ The Active Transportation Highway #214 Project will expand transportation routes and improve connectivity to major destinations along Highway #214 in Elmsdale. In 2022, the design phase saw substantial progress.
- ▶ Completed the repaving of the top layer of White Road through its busiest section between Highway #2 and Catherine Street.
- ▶ The planning work to pave the gap gravel roads in subdivisions throughout Lantz, Elmsdale and Enfield took place in 2022.

**Identify future water sources and related master planning.**

- ▶ The Servicing Capacity Study began in 2022/2023. This study will help the Municipality review the capacity of water and wastewater infrastructure. It will also identify a list of upgrades and replacements required over the next 25 years.

**Plan for the future use of key municipal land holdings throughout the Municipality.**

- ▶ Council continued working on long-term planning for the former Elmsdale & Lantz School sites.
- ▶ East Hants Council approved the acquisition of the former Dominion Atlantic Railway (DAR) Line lands from Maitland to Stanley. The acquisition was a strategic investment that requires assessment of the land before developing long-term operational plans.







**Establish an Asset Management Program that effectively manages municipal assets and plans for the long-term funding of the infrastructure needs of the community.**

- ▶ Council approved the Asset Management Policy. This is a commitment to ensure municipal services are sustainable for future generations.
- ▶ Two documents were developed to detail the approach municipal staff will take to manage municipal assets and achieve activities and timelines. These are the Asset Management Strategy & Roadmap. ----->
- ▶ A key activity in 2022/2023 was establishing a road inventory and condition working group.
- ▶ A building condition assessment of the East Hants Sportsplex began in 2023.



**Examples of Municipal Assets:**

- ▶ Roads & sidewalks
- ▶ Machinery & equipment
- ▶ Water & wastewater assets
- ▶ Municipal buildings & parks

**Invest in energy initiatives that support the sustainability of our organization and the community we serve.**

- ▶ Piloted a Property Assessed Clean Energy (PACE) financing program for homeowners to support efficient and/or renewable energy upgrades. Uptake in the pilot resulted in offering the program again in 2023. ----->



To-date, one PACE project is complete, with four more approved and a waitlist.

**Build infrastructure that meets new regulatory requirements and positions the Municipality to provide accessible and sustainable services while accommodating growth.**

- ▶ The Organics Transfer Station Structural assessment was completed. The fabric roof was removed and we received approval to operate without a roof from Nova Scotia Environment.
- ▶ The Enfield Water Treatment Plant Expansion is a multi-year project. There was substantial progress in the design phase in 2022/2023 with construction to follow over the next two years.
- ▶ The Shubenacadie Wastewater Treatment Plant project is a multi-year project to replace aging infrastructure. Construction began in 2022 and is ongoing. ----->



The new Treatment Plant will increase service and development capacity for Shubenacadie.



# Corporate Excellence

**Strategic Goal:** Provide greater value to the community by improving the way we do business.

## Objectives:

**Enhance the financial framework that continues to support the long-term sustainability of the Municipality.**

- ▶ Continued ongoing work on the financial statements to provide clear information to public.
- ▶ The Asset Retirement Obligation Policy was created. This policy addresses the new Public Sector Accounting Standard to ensure the proper treatment of asset when retired.

**Prepare for succession of retiring employees while maintaining a high level of uninterrupted service for internal and external customers.**

- ▶ Information Services met with employees who are eligible to retire in the upcoming year to document processes and procedures to ensure business continuity and smooth transitions.

**Proactively manage organizational risk through tools and education of employees and Council.**

- ▶ Mandatory Cybersecurity Awareness Training was completed by all staff and councillors and incorporated into the onboarding process for new staff.
- ▶ An internal cyber security review was completed to identify and mitigate exposure opportunities. Actions completed include limiting access of select software, programs and services to municipal devices and the installation of VPN to municipal phones.
- ▶ A security audit of the Lloyd E. Matheson Centre was completed in December 2022 using Crime Prevention Through Environmental Design (CPTED) principles. Steps were taken to address recommendations in early 2023 with further actions budgeted for 2023/2024.



Lloyd E. Matheson Centre, Elmsdale





### Improve the accessibility of municipal information, facilities, programs and services.

- ▶ Accessibility training for staff on creating content and documents.
- ▶ Council continues to support the East Hants Community Rider and increased grant funding from \$15,000 to \$50,000 for expansion of services. ----->
- ▶ Began building the new municipal public website to industry accessibility standards.

### Recruit, develop and retain a diverse, high performing workforce.

- ▶ An engagement survey for staff was created by a third party to gather information on the culture in East Hants. East Hants outscored the Atlantic Canadian average on 42 of 43 survey questions and was on par with the other. East Hants' Employee Engagement Index sits at 84, a full 11 points higher than the regional norm. Our workforce is 97% engaged to some degree, compared to 81 percent of the norm and overall job satisfaction sits at 90% (versus 76% in Atlantic Canada).
- ▶ A Flexible Work Policy was developed for staff.
- ▶ There was a focus on staff events and training for team and relationship building. This included quarterly staff coffee chats to introduce new team members to all departments and BBQ events. ----->

### Leverage the Municipality's culture of efficiency, effectiveness and continuous improvement to identify opportunities to improve service delivery.

- ▶ Launched the online dog tag purchase program for residents to register their pet online.
- ▶ Municipal Standards for Water, Wastewater and Transportation were updated with latest best practice.
- ▶ Launched *Report an Issue* - an online tool for residents to report issues with roads, sidewalks & streetlights. ----->

### Build stronger relationships between East Hants and Sipekne'katik.

- ▶ Members of Council and staff attended the 2022 Freedom Day March from the former Residential School site in Sipekne'katik to the Shubenacadie River Park. Plans were made for staff to provide volunteer support and supplies at the 2023 event.



The Community Rider provides 450+ passengers with accessible and affordable transportation throughout East Hants and surrounding areas.



Quarterly Care to Share sessions provide staff with the opportunity to discuss and improve customer service across all departments.



The new online Report an Issue tool required collaboration across three departments to create, test and launch.



# Strong Community

**Strategic Goal:** Provide services, programs and facilities, through direct service delivery and collaboration with others, that allow people and businesses to thrive.

## Objectives:

**Support tourism, heritage, sport, social recreation and the arts, enriching the quality of life for residents and attracting visitors.**

- ▶ East Hants added pickleball and ball hockey programming at the Sportsplex in 2022/2023, adding variety to our recreational sports and promoting wellness to the entire community.
- ▶ Provided grants to non-profit groups to build and enhance recreation infrastructure (Page 82-88).

**Long-term strategic planning for parks, recreation and related facility needs of the community.**

- ▶ A Facility Condition Assessment for the East Hants Sportsplex was completed.
- ▶ The land agreement to construct a new playground in Walton was finalized.

**Provide effective and efficient emergency management and support to the East Hants Fire Service.**

- ▶ The Fire Service Financial Guidelines were updated. These guidelines set out how the Municipality accounts for public fire levy monies.
- ▶ Implemented the 10-year and 15-year Municipal Fire Service Medal Programs. These medals are awarded at Volunteer Recognition annual events.

**Facilitate and advocate for the creation of community infrastructure and opportunities/services that lead to a healthy, active and engaged community for all.**

- ▶ A development agreement was approved for an assisted living facility in Enfield.
- ▶ The Shubenacadie River Park Revitalization project involved three levels of government in 2022/2023. Upgrades were made to the ball field, playground equipment and path areas. This is now a space for all residents to enjoy.



Shubenacadie River Park pre-revitalization



New Shubenacadie River Park playground



**Support and deliver programs that enhance the pride of place felt by members of our community.**

- ▶ Council approved an update to the Municipal Flag Policy to enhance awareness of the cultural and demographic diversity in our community. This means the Municipality will recognize various social, cultural and community groups within East Hants through the raising of various community flags throughout the year. The Mi'kmaq Grand Council flag has been permanently raised at the Lloyd E. Matheson Centre. ----->

**Ensure the East Hants official community plan is effective in managing changes in the community, reducing land use conflict and protecting both natural resources and community character.**

- ▶ In 2022/2023 we continued to work on the update of the East Hants Official Community Plan. The plan update includes bringing land use planning to the unplanned areas of East Hants to align with Provincial Minimum Planning Requirements Regulations.
- ▶ Completed coastal erosion and coastal flooding mapping for the Fundy Shoreline and incorporated the results into the Plan Update. New regulations are proposed to protect properties and people and to reduce land use issues in erosion and flood risk areas along the Fundy shoreline.

**Ensure policing model accommodates future growth and community needs.**

- ▶ Council approved an increase of 11.3% in RCMP services. This includes an annual per officer increase of 2.47% and an addition of two (2) officers to the East Hants detachment.
- ▶ Council's Police Advisory Board met four times in 2022/2023.

**Increase inclusion and access to the services provided to the community.**

- ▶ The Municipality started inclusion recreation and aquatic programming in 2022/2023. These programs are for children who require extra support to participate in swim lessons and recreation programs.

**Strengthen community connections between the Mi'kmaq and East Hants communities.**

- ▶ Council and staff recognized the National Day for Truth & Reconciliation.
- ▶ The Survivors' Flag was raised for the month of October in honour of Residential School survivors.
- ▶ Offered Indigenous art classes through East Hants recreation programming.



Two additional flag poles were installed at the Lloyd E. Matheson Centre to allow for more community representation through flag raisings.



# Economic Prosperity

**Strategic Goal:** Create a strong commercial and residential tax assessment base that supports the economic well-being of the community.

## Objectives:

### Create a 2050 vision for East Hants.

- ▶ Commissioned a Lantz Lagoon optimization study.
- ▶ Worked with Dalhousie students on a servicing Mount Uniacke report.
- ▶ Ongoing strategic planning for service capacity growth management.
- ▶ Undertook a Mount Uniacke Recreation Assessment to be completed in 2023.

### Invest in transit that supports our community's workforce, accessibility and environmental stewardship.

- ▶ Economic and Business Development (EBD) proposed a project to develop Council's vision and a potential plan for transit as a service in East Hants. This project is continuing in 2023/2024.

### Create a vision and plan for redevelopment of the Elmsdale Village Core.

- ▶ In 2021, Economic and Business Development worked with the local business community, residents and Council to develop a streetscape concept design for a 1 kilometre section of Highway #214 in Elmsdale. During 2022/2023, the EBD team continued to work with local businesses to implement this plan and to support the Corridor business community.

### Plan for and develop future industrial and business park land.

- ▶ The Uniacke Business Park received increased attention as a destination for commercial and light industrial businesses. The Phase 2 expansion was completed in July 2022 and brought over 12 acres of commercial land to market, which were quickly purchased by new businesses. Uniacke Business Park has attracted businesses from many sectors including construction, manufacturing, ocean and seafood and automotive.







### Attract and retain business investment.

- ▶ The Economic and Business Development team directly supported the attraction, expansion or startup of 12 businesses during 2022/2023, which will contribute an estimated \$13+ million dollars of capital investment through the purchase of land and the construction or renovation of buildings. ----->
- ▶ Provided support to 24 entrepreneurs who were working towards starting businesses.
- ▶ Online marketing efforts resulted in 21,334 visitors to the business development website. Work was done on the website to optimize the online lead generation of qualified prospective companies.
- ▶ Constructed a new entrance sign for the Uniacke Business Park to attract clients and investment.
- ▶ Shop East Hants Business Directory was promoted with over 100 businesses signed up for the Directory.
- ▶ Provided four workshops on diverse and pertinent subjects for 50+ business owners:
  - Succession Planning Workshop - Hosted in Elmsdale.
  - Immigration Information for Employers - Hosted in Elmsdale.
  - Attracting and Retaining Talent Workshop - Hosted in Mount Uniacke.
  - A Year of Recovery: Tourism Workshop - Hosted in Lower Selma. ----->



East Hants worked with a local brewery to expand their operations with a new facility in the Elmsdale Business Park.

### Ensure the East Hants Official Community Plan is effective in managing the commercial and residential growth of the community.

- ▶ A number of developments aligned with the Community Plan goals were approved in 2022/2023, including:
  - The mixed-use Walkable Comprehensive Development District development in Elmsdale by FH Development Group.
  - A large lot subdivision with onsite services in Mount Uniacke by Chris Marchand.
  - A large lot subdivision with onsite services in Mount Uniacke by Ramar Developments Limited.
- ▶ Under consideration is the application by Elmsdale Lumber Company Ltd. to allow a Containerized Biochar Production Facility on their existing lumber mill site.
- ▶ 2022 development added \$10 million in commercial assessment and \$146 in residential assessment.



Business owners and operators were keen to participate in the in-person workshop and networking events across the Municipality in 2022/2023.





Fundy Tidal Interpretive Centre



A scenic view of a river with a bridge and a forested hillside in autumn. The river is a muddy brown color, and the bridge is a simple metal truss structure. The hillside is covered in trees with vibrant yellow and orange autumn foliage. A large, solid yellow shape with a dashed white border is in the upper right corner, containing the title text.

# Municipal Operations



# Infrastructure & Operations



## Water & Wastewater

The East Hants Water Utility services customers in the Regional System (Lantz, Elmsdale and Enfield) and Shubenacadie. The Municipality also operates three wastewater treatment plants, serving the communities of Shubenacadie, Milford, Lantz, Elmsdale and Enfield.

2022/2023 was another successful year for the Regional & Shubenacadie Lead & Copper Sampling Program. 20 homes were sampled from the Regional Water System and 10 from Shubenacadie. Homeowners were given a water sample testing kit and instructions. All 30 samples were below the maximum acceptable concentration amounts for lead and copper, as outlined by Health Canada for drinking water.

### Water Customers:

- ▶ Over 1 billion litres of drinking water produced.
- ▶ 2,432,891 million litres of wastewater treated.
- ▶ 129 new water meters installed (up from 57 meters installed in 2021/2022).



Lantz Water Tower



# Solid Waste Program

The Solid Waste team in East Hants hosts environmental education events and campaigns to help residents learn more about garbage, recycling and organics. In 2022/2023, a new solid waste collection contract was awarded to REgroup and a new organics processing contract was awarded to GFL Environmental. REgroup is responsible for curbside pick up operations in our communities.

## 2022/2023 Events:

- ▶ 2 Community Household Hazardous Waste & Paper Shred Events.
- ▶ 1 Compost Giveaway event for residents to receive free compost.
- ▶ 1 Community Winter Warmer coat and snow suit donation campaign.
- ▶ 12 Exit Ramp Challenges completed by community groups at the six on/off ramp interchanges:
  - Nearly two tonnes (1,721 kilograms) of waste were collected.
  - \$6,000 in grants donated to community groups in exchange for their clean-up work.

# Waste Management Centre

The Municipality owns and operates the East Hants Waste Management Centre. The WMC is open six days a week and welcomed over 11,000 vehicles in 2022/2023 to dispose of garbage, recycling and organics.

## 2022/2023 Statistics:

- ▶ 1,985 tonnes of organics (up 2.6% from 2021/2022).
- ▶ 1,028 tonnes of recyclables (down 6.5% from 2021/2022).
- ▶ 5,989 tonnes of waste (up 3.5% from 2021/2022).
- ▶ 327 tonnes of metal (down 18% from 2021/2022).
- ▶ 3,209 tonnes of construction & demolition (down 33% from 2021/2022).



Exit Ramp Challenge, Spring 2022



# Planning & Development



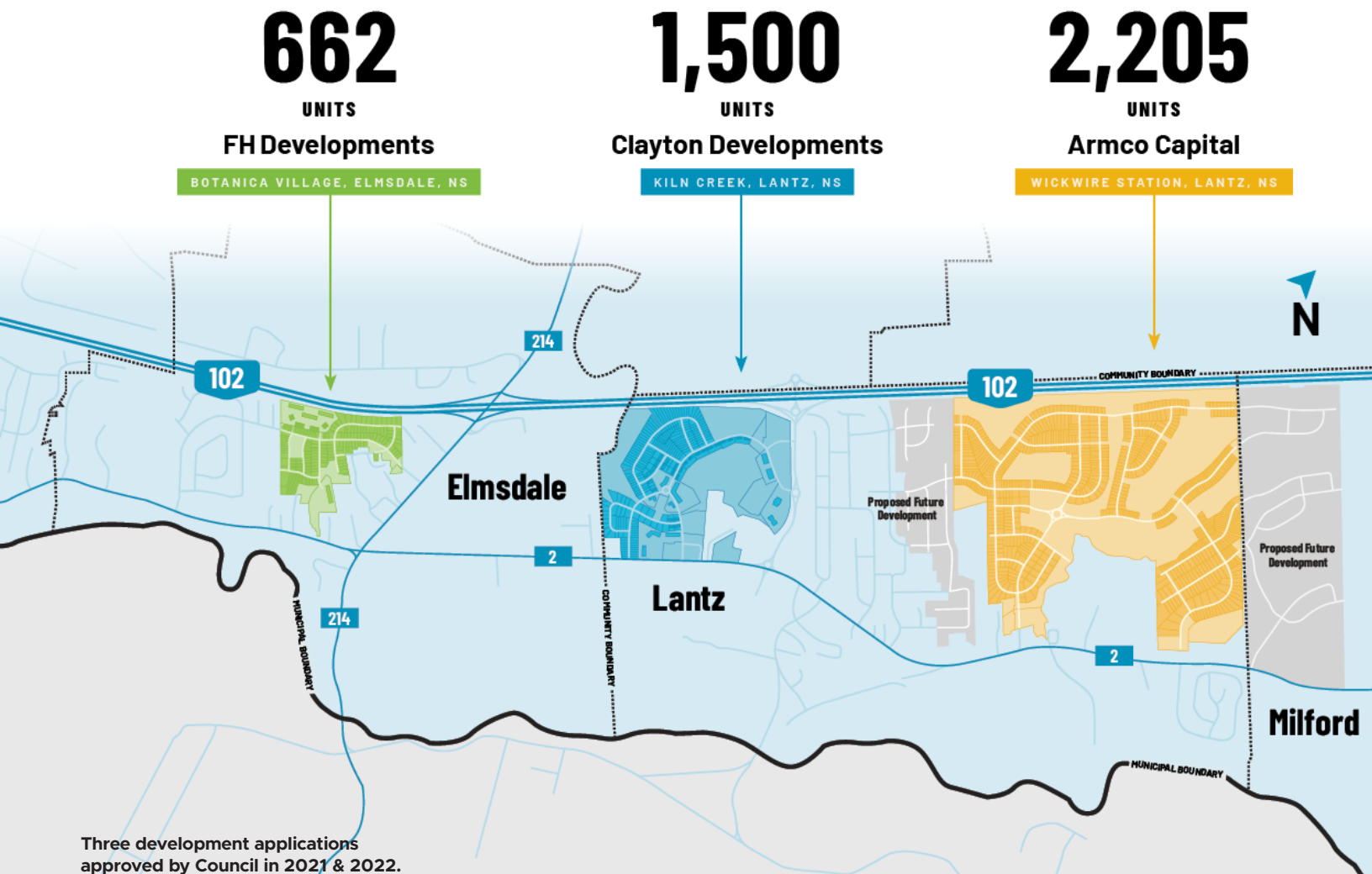
**Concorde Way, Enfield**



# Community Planning

East Hants has an Official Community Plan that directs how the community grows and develops over time. In 2022/2023, we continued the process of amending our Community Plan so the entire municipality has comprehensive land use planning. This included preparing background information on multiple unit dwellings, coastal erosion and flooding and rural settlements. East Hants also hosted multiple community events and open houses for residents to provide feedback on the draft amendments to the Plan.

- ▶ 10 planning applications reviewed by Council, with 7 approved. The approved applications will result in 662 new dwelling units in Elmsdale, a new Village Core property in Elmsdale, 80 new dwellings in Mount Uniacke, expansion of a business in Mount Uniacke and a new 70 unit assisted living facility in Enfield.
- ▶ 12 planning projects completed for Council including bylaw amendments and a mixed-use centre review.
- ▶ 108 final plans of subdivisions approved, creating 295 new lots.
- ▶ 369 civic addresses issued as part of the building permit process for newly built homes and commercial buildings. Civic addresses can also be issued to landowners with vacant land/campers in the un-zoned area for emergency services purposes.
- ▶ 14 new road listings (5 new municipal, 4 new municipal extension, 5 private named driveways).





# Parks, Recreation & Culture



Shubenacadie River Park



# Parks

The Municipality maintains an inventory of parks each year that includes 8 playground parks, 2 skate parks, 5 water access points, 40 acres of park land and 4,400 metres of walkways and trails. East Hants also maintains and operates 3 tourism sites: Fundy Tidal Interpretive Centre, Dawson Dowell Park and Burntcoat Head Park. Activities of note in 2022/2023 include:

- ▶ Managed Provincial grant funds and assisted the following groups with project planning, development and implementation of their community projects:
  - Completed the Hants North Trail Expansion Project.
  - Lantz Recreation Ball Field Improvements.
  - Walton Fire Stormwater Improvements (ongoing).
  - Nine Mile River Trail Expansion (started spring of 2023).
- ▶ Over 1,000 meters of additional walkways were turned over to or developed by the Municipality.
- ▶ Shubenacadie River Park - new playground, walking loop, picnic shelters, pickleball court, accessible fishing area and new ball field fence.
- ▶ Burntcoat Head Park tree removal due to Hurricane Fiona.
- ▶ Courthouse Hill fence repairs.
- ▶ Signed an agreement with the Walton Volunteer Fire Department to install a playground on the property in 2023/2024.
- ▶ Upgraded railings on the stairway at Burntcoat Head Park.

# Open Space

- ▶ As subdivisions are created, developers have a responsibility to support and create local open spaces. The following transfers were made to the Municipality in 2022/2023:
  - \$431,000 in cash in lieu contributions.
  - 76 hectares of land, trails and a floating dock in the Cottage Country subdivision, Mount Uniacke.
  - A 22 hectare parcel in Kiln Creek subdivision, including a park by the Nine Mile River.
  - A paved walkway constructed between Jessome Ave and Turner James Ave in Lantz.
- ▶ In addition, East Hants entered into agreements in Lakelands to receive 12.8 acres of property and purchase an additional 2.4 acres of property.

# Buildings

- ▶ The Central Rawdon Hall was damaged beyond repair and subsequently removed. A future playground is planned for this area in 2023/2024.
- ▶ Surplus to Council's needs, the South Rawdon Hall was sold.
- ▶ Restoration work took place at the Nova Centre (former Elmsdale School) due to water damage and upgrades were made for heating efficiency.
- ▶ Shubenacadie River Park had the washroom/stage structure removed following fire damage.





## Recreation

The Recreation team in East Hants brings a variety of programming each season to keep participants active, give school aged children opportunities for camp and drop-in sessions for those looking to switch it up week to week. Here are some highlights from 2022/2023 programming:

- ▶ Summer Day Camp programming had a total of 278 participants, with 13 Inclusion spaces filled.
- ▶ 8 In-Service Day Camps with a total of 126 participants.
- ▶ 3 Holiday Half Day Splash Camps with a total of 37 participants.
- ▶ March Break Programs:
  - Splash Camp at the East Hants Aquatic Centre, 16 participants.
  - Art Afternoon with Quentin Syliboy, 27 participants.
  - 6 Open Gym/Turf Times, approximately 200 participants across 3 locations.
  - Home Alone Course, 25 participants.
  - Babysitting Course, 12 participants.
- ▶ Funded drop-in badminton and pickleball through Community Health Board Wellness Funding.
- ▶ 3 free skates for residents at the East Hants Sportsplex.
- ▶ Return of Winter Fun Day at Findley Park.

### New in 2022/2023:

- ▶ East Hants partnered with CanSkate to host a Learn to Skate program. Two schools participated with 58 students from Maple Ridge and L'nu Sipuk Kina'muokuom learning new skating skills.
- ▶ A new wellness program for seniors was launched in 2022 with great success - Senior Socials occurred on the first Tuesday of each month and had excellent attendance.
- ▶ Summer drop-in ball hockey for youth had 235 registrations over 14 weeks.
- ▶ Installed 3 East Hants Playboxes in municipal parks in Mount Uniacke, Belnan and Elmsdale.







## Community Development

Our work with community groups continues to grow. Here are a few highlights from 2022/2023:

- ▶ Community Development e-newsletters sent quarterly to volunteers and community organizations with information, resources and opportunities.
- ▶ September Food Safety Course had 22 attendees from a variety of community organizations.
- ▶ Provided support to over 20 community groups with funding applications, community connections and bylaw/governance support.
- ▶ Launched a Virtual Volunteer Fair for community groups to connect nonprofits with potential volunteers. 14 organizations listed by the end of March 2023.
- ▶ Volunteer Networking Event for nonprofit groups held in Enfield with 23 participants representing more than 15 different community organizations.





## Volunteer Awards

The East Hants Volunteer Recognition Awards Ceremony took place on April 29, 2022 at the Rawdon Fire Hall. 14 Shining Star volunteers were recognized, 10 Long Service Volunteer Fire Fighters and Becky Grant received the 2022 Model Volunteer of the Year Award.



Photos clockwise from bottom right: Becky Grant accepts the 2022 Model Volunteer of the Year Award; the 2022 Shining Star volunteer award recipients; roast beef dinner prepared by Rawdon Fire volunteers and served by Councillors.







## Aquatics

- ▶ The East Hants Aquatic Centre team grew a lot in 2022/2023 - 23 new lifeguards/swim instructors were hired!
- ▶ A Day-Time Lifeguard Training Program was implemented.
- ▶ Addition of Inclusion swim lessons to Aquatics programming.
- ▶ Averaged 209 drop-in visits per day.
- ▶ Total of 3,006 registrations in 2022/2023 programs (up from 2,612 in 2021/2022).

Programming Registration	Spring 2022	Summer 2022	Fall 2022	Winter 2023
Leadership	37	34	40	24
Parent & Tot	175	36	177	172
Preschool	170	64	154	163
Swimmer	439	142	372	374
Private	61	26	56	50
Adult	9	2	12	10
Fitness	33	23	35	38
Sport Programming	0	16	18	25
Inclusion	0	0	0	19
<b>Total</b>	<b>924</b>	<b>343</b>	<b>864</b>	<b>875</b>





# Tourism

East Hants remains committed to supporting the tourism industry by funding operators of municipally-owned assets and non-profit tourism operators. Tourism grant funding directly assists in the operation of sites such as the Walton Lighthouse, Gallery 215, Beyond the Wharf Artisans, the Lower Selma Museum and more.

Burntcoat Head Park and Fundy Tidal Interpretive Centre are both owned and operated by the Municipality. These sites attract an influx of visitors to East Hants and combined saw over 55,000 visitors in the 2022 season (mid-May to mid-October). This represented a full recovery to pre-pandemic levels.

One highlight of the 2022 season was an increase in cruise ship excursion traffic and bus tours. This new revenue source for the Municipality generates income to help offset the operation of our tourism sites and exposes both Burntcoat Head Park and the Fundy Tidal Interpretive Centre to a predominantly US-based market of cruise travelers.



**Burntcoat Head Park**





## Burntcoat Head Park

# 40,000+ Visitors

- ▶ Over 40,000 visitors with the return of international and cross-country travel.
- ▶ 415 participants in paid guided tours.

## Fundy Tidal Interpretive Centre

# 15,000+ Visitors

- ▶ 15,209 visitors with 88% of visitors coming from outside Nova Scotia.
- ▶ Interpretive talks held daily during the tidal bore during operating hours, averaging 20 to 40 attendees per day in peak months.





# Public Safety





# East Hants Emergency Management Operations

Emergency Management Operations (EMO) is overseen by the EMO Planning Committee. The committee is made up of representatives from the Municipality, Red Cross, East Hants Fire Service, RCMP, Community Services, Chignecto Central Regional Centre for Education (CCRCE), Nova Scotia Public Works, East Hants Ground Search & Rescue (GSAR), Natural Resources & Renewables and EMO Nova Scotia.

Training municipal staff to use the Incident Command System (ICS) continues to remain vital in East Hants' ability to respond to an emergency when needed. This includes the use of Alert Ready, a mass notification system, which can now be utilized by municipalities during an emergency.

In 2022/2023, East Hants experienced a storm that reinforced the importance of emergency preparedness. In September, Hurricane Fiona touched down and brought substantial damage to our area. After an event like this, action reports are completed with learnings and new processes are developed that will help prepare for events in the future.

## Animal Control

- ▶ 615 dog tags issued (down from 648 previous year, 345 tags sold by third party vendors).
- ▶ 3 kennel licenses issued.
- ▶ Compliance rate is 13% (13% of dogs are registered).

The SPCA held the 2022/2023 contract for Dog Control Services:

- ▶ 38 complaints investigated by the SPCA.
- ▶ 36 online complaints received.

## Building & Fire Inspection

- ▶ 455 Building Permits issued, totaling \$139,927,997 in estimated construction value.
- ▶ 2,092 Building Inspections completed.
- ▶ 391 new dwelling units created.
- ▶ 188 Fire Inspections.

## Bylaw Enforcement

- ▶ 91 complaints investigated.
- ▶ 49 cases closed.
- ▶ 42 cases remain active.





# East Hants Fire Service

Residents of East Hants receive fire and emergency response service from 13 mutual aid volunteer fire departments and one volunteer department in Brooklyn.



All volunteer departments in East Hants are required to adhere to the East Hants Fire Service Standard Operating Guidelines. The Financial Guidelines for Volunteer Fire Departments which provide the financial framework for efficient operation of fire departments in East Hants were updated in 2022.

The East Hants Fire Service is an independently registered association that works in collaboration with the Municipality; the fire departments are not directly part of Municipal operations. The Municipality provides independent bookkeeping services to 11 of the 13 departments.

In addition to the operating guidelines, all volunteer fire departments are required to meet annual registration requirements with East Hants and the Registry of Joint Stock Companies. They must adhere to the Municipal Financial Guidelines for Volunteer Fire Departments.

In 2022/2023, Council made enhancements to the Municipal Long Service Awards for fire service members. The awards now include recognition of 10 and 15 years of service to the community.

## Fire Fighter Long Service Awards

Volunteer fire departments may nominate a fire services member for a Canadian Volunteer Fire Service Association Municipal Long Service Award medal for 30 years of service and additional long-service bars for 35, 40 and 45 years of service. There is also a 50 year medal available.

### 2022 Recipients:

30 Years

Lawrence Colbert - Enfield VFD

David Barkhouse - Milford & District VFD

35 Years

Herbert Romkey - Milford & District VFD

Kevin MacLellan - Milford & District VFD

Wayne Barchard - Enfield VFD

40 Years

Cecil Dixon - Enfield VFD

45 Years

John Kingston - Uniacke & District VFD

Ralph Wardrope - Milford & District VFD

50 Years

Earl Isenor - Lantz VFD

Ron Hanrahan - Lantz VFD

Francis Ledwidge - Enfield VFD







## Fire Services Grants

Each year, the Municipality provides financial support to the 13 fire departments who provide service within our boundaries. The primary source of funding is operating levies charged through the property tax bill. For more urban departments, these range from \$0.12 to \$0.17 per \$100 of assessment. For smaller rural departments that have significantly less assessment to draw from, the rates are \$0.22/\$100 of assessment, with the exception of Rawdon Fire with the rate of \$0.23/\$100 to fund much-needed infrastructure. Through the Fire Department Funding Policy, Council pays operating grants to the smaller, more rural departments. In 2022/2023, a total of \$62,106 in annual operating grants were awarded to the six rural fire departments of Rawdon, Kennetcook, Noel, Gore, Walton and Maitland. Funding for fiscal 2022/2023 is summarized below:

Fire Department	Fire Levy Collected & Disbursed	Annual Operating Grant/Support	Total
Enfield	\$547,012		\$547,012
Elmsdale	448,875		448,875
Lantz	283,480		283,480
Milford	161,290		161,290
Shubenacadie	232,781		232,781
Maitland	114,935	\$10,351	125,286
Noel	126,165	10,351	136,516
Walton	40,174	10,351	50,525
Gore	91,238	10,351	101,589
Kennetcook	104,677	10,351	115,028
Nine Mile River	189,195		189,195
Rawdon	151,617	10,351	161,968
Mount Uniacke	574,388		574,388
Brooklyn	61,106		61,106
Fire Service Risk Management		14,663	14,663
Training & Education		550	550
<b>Total</b>	<b>\$3,126,933</b>	<b>\$77,319</b>	<b>\$3,204,252</b>



# Message from the East Hants District RCMP

As we reflect upon the past year, we want to take a moment to acknowledge the continued collective efforts made in ensuring the safety and well-being of our Municipality. In total, your East Hants District RCMP logged 4,742 calls for service, inclusive of proactive criminal interdiction and disruption efforts, statutory investigations, school and community presentations, traffic duties, collision investigation, preservation of peace and protection of property. Despite challenging times, we remain committed to upholding our duty, fostering trust and working cooperatively with the municipal governance, partners in public safety, community groups, businesses and of course, our residents.



Over the past year, our policing efforts in East Hants have been guided by the principles of public safety and shaped through engagement, transparency and collaboration. We firmly believe that building strong relationships with our community is fundamental to effective policing. My officers and staff are encouraged and supported to be out in the community as much as possible both on duty and off. We welcome interaction with residents and look forward to meeting you, hearing your unique story.

Through various community engagement activities such as municipal governance meetings, East Hants community meetings, our East Hants Crime Prevention Open House, partnerships with local organizations and interactions with you, we have worked diligently to ensure that our residents' voices are heard. We understand the importance of listening and responding to your concerns and we remain committed to implementing strategies that address the specific needs of our community.

In 2022/2023 the Nova Scotia RCMP has experienced a full turnover of our senior leadership. Your new RCMP Commanding Officer Assistant Commissioner Dennis Daley, Criminal Operations Officer, Chief Superintendent Sue Black and District Policing Officer Superintendent Dustin Ward, are passionate about policing in Nova Scotia, and in leading the way through future challenges. They have visited with me and my team several times over the past year and have committed to ensuring we have the tools and support required to excel.







One example in the spirit of transparency is the implementation of body-worn cameras. This technology is currently being field-tested in 7 RCMP units across the province. Upon successful testing, a full roll-out to all units, including East Hants, will take place over the subsequent 12 to 18 months. The use of body-worn cameras will aid in transparency and accountability, ultimately increasing public trust. As we await that milestone, we will continue to keep you up-to-date on policing matters through social media platforms, public statements and regular updates through local news. By keeping you informed, we aim to foster a sense of shared responsibility in maintaining a safe and secure community.

Additionally, the East Hants District RCMP actively seeks collaboration with community members, local businesses, and organizations to tackle the root causes of crime and dysfunction, emerging challenges and to foster positive change. Together, we strive to develop innovative programs aimed at preventing crime, supporting the vulnerable and promoting inclusivity. By working hand in hand, we can leverage the collective strengths of our community to address these complex issues.

Annual Policing Costs	Amount
RCMP Officer Costs	\$4,490,175
RCMP DNA Case Expenses	16,370
RCMP Prosecution Expenses	9,401
RCMP Shared Services	260,206
RCMP Station (net of rent) Rawdon/Mt Uniacke	21,124
<b>Total</b>	<b>\$4,797,276</b>

In closing, we reaffirm our commitment to building a safer, stronger and more connected East Hants. Together, we can overcome challenges, embrace change and foster a sense of belonging for all residents. We are grateful for your ongoing support and we look forward to another year of collaborative efforts in serving our community.

Sincerely, your East Hants District RCMP Commander,

Staff Sergeant Cory Bushell



# Investing in our Communities



Each year, Council makes significant contributions to the community through grants to non-profit groups, special events and community beautification. Millions of dollars are disbursed yearly to the provincial government as a mandatory contribution to the education system in Nova Scotia.

## Contributions To Provincial Services

East Hants is required by provincial regulation to collect for provincial services in our tax rate. These mandatory provincial contributions represent approximately 19% of East Hants' annual general operating expenditures. In 2022/2023, the budgeted contributions to provincial services made up \$0.3076 cents of the \$0.85 general tax rate (36%).

Municipal Contribution	2022/2023	2021/2022	2020/2021	2019/2020	2018/2019
Education	\$5,835,048	\$5,682,864	\$5,487,396	\$5,296,776	\$5,152,788
Social Services	54,228	92,697	60,755	62,197	65,550
Corrections	292,963	292,216	291,481	290,053	289,216
Regional Library	169,300	169,300	141,986	141,986	141,986
<b>Total</b>	<b>\$6,351,539</b>	<b>\$6,237,077</b>	<b>\$5,981,618</b>	<b>\$5,791,012</b>	<b>\$5,649,540</b>



# Grants

East Hants takes great pride in the ability to offer a wide range of funding to individuals and organizations within the Municipality through a grant process. Funding organizations offering municipal-type services to the community allows us to build on key strategies of Sustainable Infrastructure, Strong Community and Economic Prosperity. These groups include family-based resources, transportation services, sports, recreational programming and facility groups, senior resources and tourism associations. In 2022/2023, \$1,262,712 in grants was awarded to various groups. This amount includes tax exemptions for non-profit groups and the Municipal Tax Assistance Program, but excludes the fire department levies. A complete list of grants awarded can be found in the Treasurer's Report. Below is a table summarizing the grants by type for 2022/2023:

Grant Fund	Amount(s)
Annual Maintenance Grants for Municipally Owned Properties	\$18,000
Annual Staffing Grant for Municipally owned and/or leased Tourism Properties	6,000
Beautification Grants	16,257
Charitable Community Organization Tax Exemptions (Bylaw F-400)	323,430
Community Grants	83,774
Community Partnership Grants	131,812
District Recreation Funds	110,475
Dr. JT Snow Bursary	3,000
EMO Grants	34,666
Fire Department Annual Operating Grants	62,106
General Government Grants	21,625
Heritage Incentive Program	14,000
Municipal Tax Assistance Program (MTAP)	99,205
Provincial Recreation Grants	301,940
Recreation Access Program	2,934
Tourism Grants	33,488
<b>Total</b>	<b>\$1,262,712</b>







Shubenacadie River





# Treasurer's Report 2022/2023



# Message from the Treasurer



I am pleased to present the East Hants Treasurer's Report and audited consolidated financial statements for the year ending March 31, 2023.

The financial cycle for 2022/2023 began in the fall of 2021 with the development of the operating and capital budgets. During business planning, staff endeavored to find efficiencies and cost savings wherever possible while ensuring an effective level of service and sustainable programs are delivered for the residents, business owners and visitors of East Hants. The general operating budget for 2022/2023, including area rates, was approved by Council at approximately \$38 million.

East Hants has a strong property assessment base and is fortunate to have a Council that is cognizant of the total tax burden of their taxpayers. With a property assessment CAP increase of 5.4%, Council approved a decrease in the general tax rate in 2022/2023 to minimize the general residential tax burden for homes.

Council has invested \$3.5 million in the Municipality's sustainable infrastructure, primarily the Uniacke Business Park Phase 2 Expansion, Shubenacadie Wastewater

Treatment Plant and revitalization of the Shubenacadie River Park.

This report includes an assessment of the provincial Financial Condition Indicators. The indicators present a general picture of the Municipality's financial condition and indicate the strengths, trends and risk areas where municipalities should focus. The data is a year behind other data in this report as it is compiled at the provincial level and released the following year. East Hants is very pleased with the preliminary results of the indicators for 2021/2022.





New Shubenacadie River Park playground

Consolidated financial statements are not always intuitive for the reader. The Financial Results section of this report aims to explain the variances from budget to actual, including various planned and unplanned transfers to reserve. These will be explained at the consolidated level (all funds together) as well as by General Tax, Urban Service Rate (the largest area rate), Water Utility operations and Reserves.

There are four required financial statements: Statement of Financial Position; Statement of Operations; Statement of Changes in Net Assets (Debt); and, Statement of Cash Flow. We are pleased to also offer several schedules in our financial statements to support the statements and provide clarification to the reader.

After more than 15 years of service with East Hants, I am very proud of the many achievements of the Municipality and the Finance team that continues to operate in a transparent and open way with our stakeholders. Throughout my time as Director and Treasurer, I have witnessed the Municipality evolve into one of the most vibrant and attractive regions in the province, with sound fiscal management. As I complete my time here, I welcome Wade Tattrie as the new Director of Finance and wish him, Council and the staff all the best.

Sue Surrette, CPA, CGA  
Director of Finance





## Property Assessment in East Hants

Along with the approved tax rates, the property assessment is the basis for the largest source of revenue for East Hants. The 2022 filed assessment roll showed an increase in assessment for both residential and commercial values. This assessment growth contributes to Council's strategic plan with the goal to provide services, programs and facilities, through direct service delivery and collaboration with others, that allow people and businesses to thrive.

With assessments capped at a 5.4% increase for 2022, 93% of the residential assessment increase was related to an increase in market value of existing properties, including 222 new dwellings and renovations of others.

	2022/2023	2021/2022	2020/2021	2019/2020	2018/2019
Number of Taxable Properties	15,099	14,854	14,882	14,818	14,725
Residential Assessment (000's)	1,876,332	1,703,625	1,656,968	1,600,405	1,546,932
Resource Assessment (000's)	56,851	55,084	53,413	52,097	49,318
Commercial Assessment (000's)	145,629	149,537	145,589	145,262	142,296
Residential/Commercial Split	93.0%/7.0%	92.2%/7.8%	92.2%/7.8%	91.9%/8.1%	91.8%/8.2%
Exempt Assessment (Assessment Act) (000's)	127,382	112,477	106,540	99,384	96,803
Exempt by Municipal Bylaw (000's)	12,988	27,164	25,833	27,953	28,195
Farm Acreage	36,450	36,779	36,861	36,942	36,842
Forest Acreage < 50,000 Acres	169,009	170,937	171,347	172,065	172,151
Forest Acreage > 50,000 Acres	56,465	56,465	57,141	57,101	56,157
Uniform Assessment (000's)	1,914,385	1,864,458	1,800,327	1,737,787	1,690,548



# Property Tax in East Hants

East Hants operates with an area rate property tax system, whereby expenses specific to an area are paid only by that area. Services such as wastewater, hydrant protection, sidewalks and streetlights are charged by area rate whereas general services such as RCMP (as one example of many) are paid for through the General Tax Rate. The general operating budget for 2022/2023, including area rates, was approved by Council at approximately \$38 million.

The individual rates for 2022/2023 compared to 2021/2022 were as follows (rates per \$100 of assessment):

	2022/2023	2021/2022
General tax rate - Residential/Resource	0.850	0.851
General tax rate - Commercial/Business Occupancy	2.600	2.600
Urban service rate (Enfield, Elmsdale, Lantz) – Residential	0.070	0.070
Urban service rate (Milford) - Residential	0.345	0.335
Urban service rate (Shubenacadie) - Residential	0.211	0.280
Urban service rate (Enfield, Elmsdale, Lantz) - Commercial	0.657	0.657
Urban service rate (Milford) – Commercial	1.200	1.200
Urban service rate (Shubenacadie) - Commercial	0.678	0.747
Streetlights - Enfield Horne Settlement	0.018	0.018
Streetlights - Mount Uniacke	0.020	0.020
Streetlights – Nine Mile River	0.020	0.020
Streetlights – Rawdon	0.043	0.043
Wastewater Management Fee (rate per cubic metre of water)	2.20	2.20



Kiln Creek development, Lantz



# Property Tax in East Hants Continued

The following table summarizes five years of property tax information. This data demonstrates the stability of the East Hants tax structure. Variations in the tax rate reflect changing needs from year to year to provide sustainable services within the Municipality.

	2022/2023	2021/2022	2020/2021	2019/2020	2018/2019
<b>Property Tax Rates (per/\$100 of Assessment)</b>					
Residential/Resource Rate	\$0.8500	\$0.8507	\$0.8507	\$0.8527	\$0.8607
Percentage Change	-0.08%	0.00%	-0.23%	-0.93%	0.26%
Commercial Rate	\$2.60	\$2.60	\$2.60	\$2.60	\$2.61
<b>Tax Revenue</b>					
Residential/Resource	\$16,423,062	\$14,954,466	\$14,541,811	\$14,074,166	\$13,716,064
Commercial	\$3,828,266	\$3,648,537	\$3,827,626	\$3,748,409	\$3,706,311
Other (GIL, Farm, Forest)	\$413,303	\$406,880	\$401,883	\$382,594	\$360,320
<b>*Uncollected Taxes (per FCI)</b>	---	4.10%	4.90%	3.50%	4.00%
<b>Deed Transfer Tax Revenue</b>	\$3,363,546	\$3,239,157	\$2,172,194	\$1,544,918	\$1,597,967

\*FCI's not finalized for 2022/2023

<b>Deed Transfer Tax Allocation by Area</b>	<b>2022/2023</b>		<b>2021/2022</b>		<b>2020/2021</b>	
	Revenue	%	Revenue	%	Revenue	%
Corridor Districts	\$2,114,946	63%	\$1,920,011	59%	\$1,322,456	61%
Rural Districts	406,575	12%	510,731	16%	280,848	13%
Mount Uniacke	842,025	25%	808,415	25%	568,890	26%
<b>Total</b>	<b>\$3,363,546</b>	<b>100%</b>	<b>\$3,239,157</b>	<b>100%</b>	<b>\$2,172,194</b>	<b>100%</b>



Assessment CAP Program	2022/2023	2021/2022	2020/2021	2019/2020	2018/2019
Assessment Differential due to CAP Program Residential/Resource (000's)	\$250,000	\$178,000	\$169,000	\$165,000	\$191,000
Tax Rate Differential Due to CAP Program	\$0.10	\$0.08	\$0.08	\$0.08	\$0.09
Restated Rate without CAP	\$0.7527	\$0.7724	\$0.7743	\$0.7753	\$0.7686

The table above refers to the Assessment CAP Program, a Provincial program introduced in April 2005 that caps the annual increase in taxable assessment (of eligible residential and resource property) to a maximum of CPI. Various property types have been included in the CAP program making it easier for homeowners to have their residential assessment capped. In 2018, 2019, 2020, 2021 and 2022, assessments were capped at 0.9%, 2.9%, 1%, 0.3% and 5.4% respectively; this has had a profound effect on the distribution of tax burden in East Hants.

The table highlights the amount of assessment that is not taxable and the effect these changes have had on the residential tax rate in East Hants. The differential in the tax rate indicates the amount by which the tax rate could have been reduced had the CAP not been in place. This rate differential means that even though a homeowner has a CAP value on their assessment, they may still be paying more in property tax than they would have otherwise been paying had the program not been put in place. New homeowners and newly constructed or renovated homes (which are not part of the CAP) are most certainly paying a higher tax bill due to the CAP system.

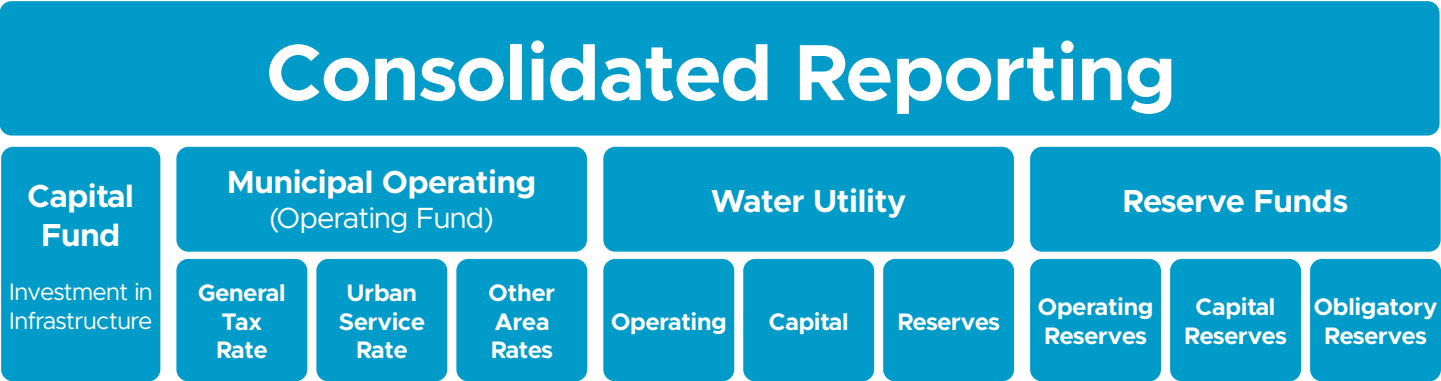




# Financial Results 2022/2023

East Hants Annual Report serves as an opportunity to communicate to stakeholders, residents and local businesses regarding the Municipality's 2022/2023 financial and operational performance.

The 2022/2023 financial results have been prepared on a consolidated basis and by General Tax, Urban Service Rate and Water Utility operations and reserves. This report explains the variance from budget to actual for each of these areas. Also outlined is the status of the three municipal reserve funds. The Capital Fund holds our investment in infrastructure discussed in this report under Investing in our Infrastructure. Our financial reporting structure is depicted below:

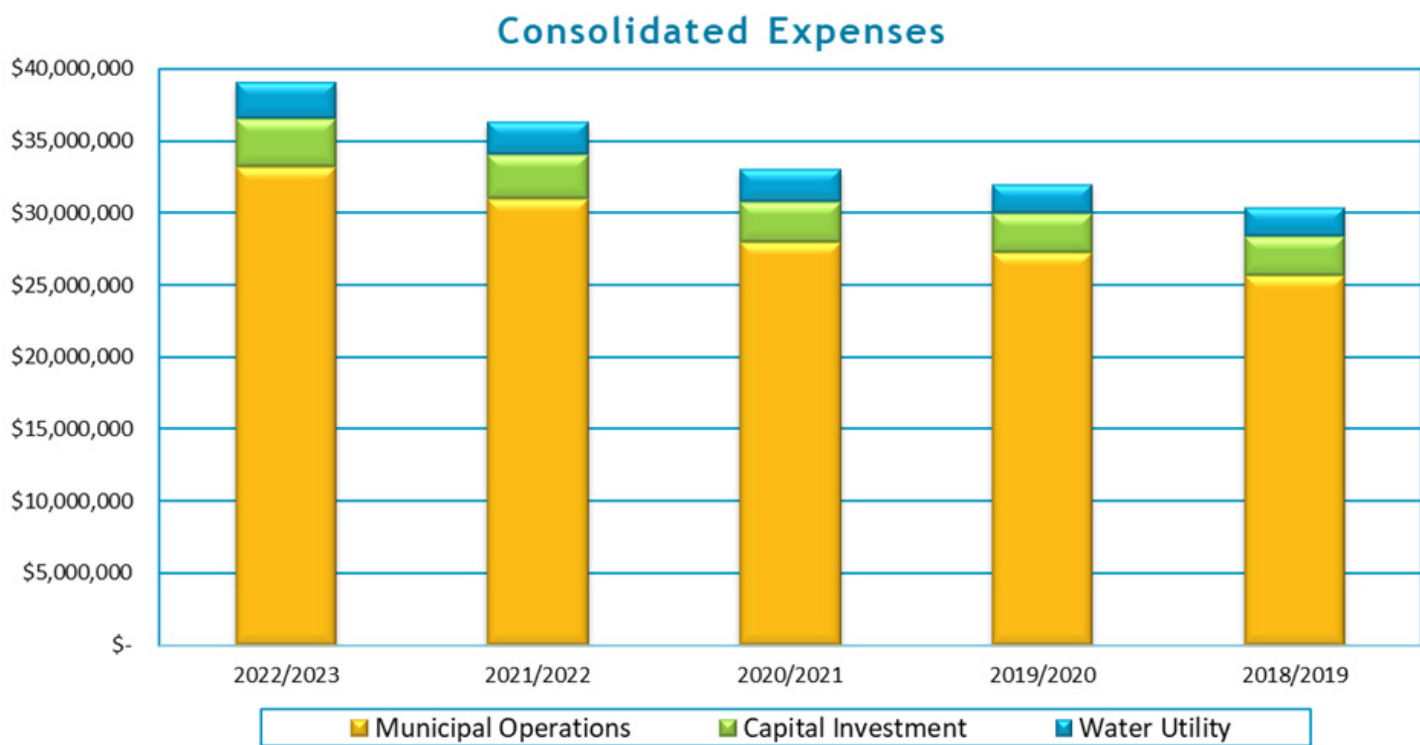
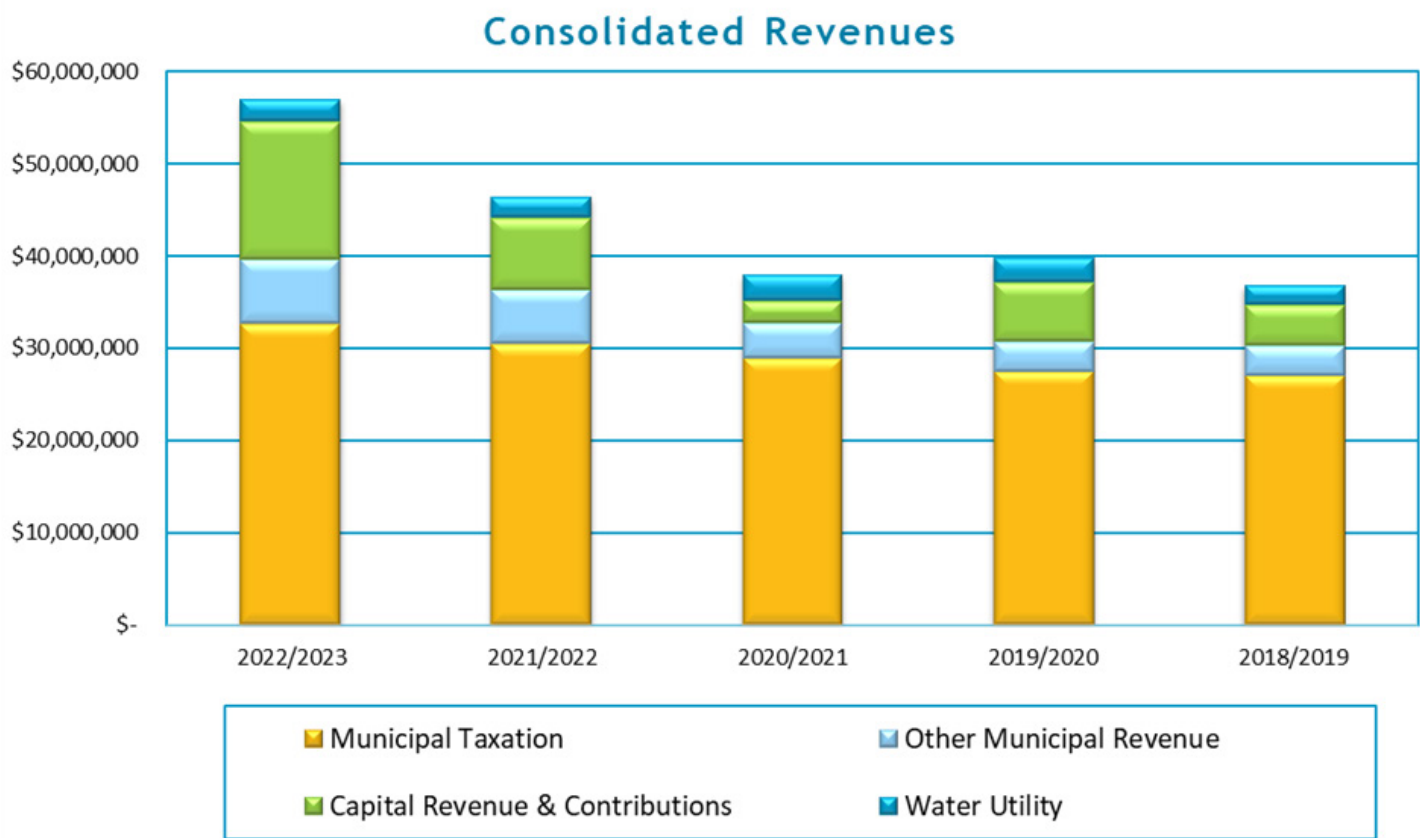


East Hants Aquatic Centre



# Consolidated Revenues and Expenses

The following charts represent the consolidated revenues and expenses for the Municipality for the previous five years:





# Comparative Statement of Consolidated Revenues and Expenses

The following is a comparative summary of revenues by type and expenditures by function for fiscal 2022/2023. The financial statements include a detailed Consolidated Schedule of Operations by Function (Page 124 & 125) which gives the reader more details at the expenditure level (break down of expenditures into salaries/benefits, operating costs and fiscal service type expenditures).

<b>Consolidated Revenue</b>								
<b>For years ended March 31 (in thousands of dollars)</b>	<b>Budget 2023</b>		<b>Actual 2023</b>		<b>Actual 2022</b>		<b>Budget to Actual Variance</b>	<b>Actual to Actual Variance</b>
Taxation	\$31,041	59%	\$32,843	58%	\$30,654	66%	\$1,802	\$2,189
Sale of Services	3,046	6%	3,399	6%	2,953	6%	353	446
Other Revenue from Own Sources	789	1%	2,447	4%	1,124	2%	1,658	1,323
Government Grants - Operating	850	2%	827	1%	1,529	3%	(23)	(702)
Water Utility	2,302	4%	2,507	5%	2,291	5%	205	216
<b>Revenue before Other</b>	<b>38,028</b>		<b>42,023</b>		<b>38,551</b>		<b>3,995</b>	<b>3,472</b>
Government Grants- Capital	3,631	7%	3,631	6%	3,056	7%	-	575
Development/Other Contributions applied & gain on sale of TCA	11,163	21%	11,415	20%	4,791	11%	252	6,624
	<b>14,794</b>		<b>15,046</b>		<b>7,847</b>		<b>252</b>	<b>7,199</b>
<b>Total Revenue</b>	<b>\$52,822</b>		<b>\$57,069</b>		<b>\$46,398</b>		<b>\$4,247</b>	<b>\$10,671</b>
<b>Consolidated Expenses</b>								
General Government	\$7,134	18%	\$6,703	17%	\$6,513	18%	\$(431)	\$190
Protective Services	9,103	22%	8,929	23%	7,945	22%	(174)	984
Transportation	2,181	5%	1,907	5%	2,331	6%	(274)	(424)
Environmental Health Services	5,630	14%	5,424	14%	4,964	14%	(206)	460
Environmental Development	1,827	5%	1,568	4%	1,537	4%	(259)	31
Education & Social Services	5,930	15%	5,889	15%	5,776	16%	(41)	113
Recreation and Cultural Services	6,001	15%	6,015	15%	4,938	14%	14	1,077
Water Utility	2,595	6%	2,574	7%	2,306	6%	(21)	268
<b>Total Expenses</b>	<b>\$40,401</b>		<b>\$39,009</b>		<b>\$36,310</b>		<b>\$(1,392)</b>	<b>\$2,699</b>
<b>Surplus (Deficit)</b>	<b>\$12,421</b>		<b>\$18,060</b>		<b>\$10,088</b>		<b>\$5,639</b>	<b>\$7,972</b>



Description	Amount
<b>Variance from Budget to Actual - Consolidated Surplus</b>	
General tax rate variance as per the General Operations section	\$2,570,299
Urban service tax rate variance as per the Urban Service Rate section	(6,577)
Transfers (see Page 93)	1,580,020
Net gain on the sale/disposal of Municipal assets	428,127
Pension adjustment for the unamortized actuarial loss (Note 10 Financial Report)	(452,293)
Landfill liability adjustment based on PSAS requirements	135,301
Non-Urban Streetlights, variance to budgeted surplus	14,709
Water Utility variance as per the Water Utility section	211,734
Interest earned on capital reserves	1,157,090
Contribution Uniacke District Recreation Civic Centre	34,025
Principal payments General Fund - Local Improvement - John Murray Drive (Provincial)	(12,600)
Principal payments General Fund - Lantz Fire Department Recoverable	(21,160)
<b>Net Variance from Budget to Actual</b>	<b>\$5,638,675</b>




Explore Your Own Backyard, Burntcoat Head Park



# Capital Fund: Investing in our Infrastructure

The five year Capital Investment Plan is approved each year by Municipal Council with several single and multi-year capital projects. The plan consolidates capital spending for urban service infrastructure, municipal operations and the East Hants Water Utility. The five-year investment in infrastructure is as follows:

Description	2022/2023	2021/2022	2020/2021	2019/2020	2018/2019
General Government (Municipal Administration, Buildings, Information Systems, Legislative, Human Resource systems)	\$80,342	\$69,611	\$125,378	\$85,028	\$44,669
Transportation (Roads, Sidewalks, LED Streetlights)	70,677	762,630	25,860	21,233	64,936
Environmental Development (Economic Development, Business Parks, Community Development)	348,161	456,695	936,801	1,695,970	191,409
Environmental Health (Wastewater, Waste Management, Environmental Stewardship)	1,561,797	1,539,208	1,564,790	748,174	643,437
Recreation & Cultural Services (Recreational Facilities, Parks, Tourism, Libraries, Cultural Buildings)	764,762	4,689,526	805,265	11,038,269	6,388,910
Water Utility (Infrastructure and Equipment related to Water Treatment & Distribution)	681,683	1,166,282	81,229	236,088	1,102,398
<b>Total</b>	<b>\$3,507,422</b>	<b>\$8,683,952</b>	<b>\$3,539,323</b>	<b>\$13,824,762</b>	<b>\$8,435,759</b>



Fundy Tidal Interpretive Centre



# Infrastructure Highlights:

## Completed Projects in 2022/2023

### Uniacke Business Park Signage

Installation of a directory sign at the entrance of the Uniacke Business Park to promote businesses within the Park.



Project Funding	Total Budget	Actual Expenditures		
		2022/2023	Prior Years	Total
Special Reserves	\$65,000	\$28,518	\$5,400	\$33,918
<b>Total</b>	<b>\$65,000</b>	<b>\$28,518</b>	<b>\$5,400</b>	<b>\$33,918</b>

### Uniacke Business Park: Expansion Phase 2

The expansion of the Uniacke Business Park Phase 2 for the design and construction of a road and new lots was completed in 2022 with addition of 12 acres of commercial land. This project ensures the availability of suitable land in East Hants to support business and economic growth, as well as encourage future development.

Project Funding	Total Budget	Actual Expenditures		
		2022/2023	Prior Years	Total
Special Reserves	\$875,000	\$292,903	\$322,995	\$615,898
<b>Total</b>	<b>\$875,000</b>	<b>\$292,903</b>	<b>\$322,995</b>	<b>\$615,898</b>

### White Road Mill & Pave

Paving renewal of White Road included mill and paving (50 mm depth) of existing asphalt and replacement with new asphalt to prolong asset life.

Project Funding	Total Budget	Actual Expenditures		
		2022/2023	Prior Years	Total
Debt	\$76,000	\$7,122	\$-	\$7,122
Special Reserves	-	47,148	-	47,148
<b>Total</b>	<b>\$76,000</b>	<b>\$54,270</b>	<b>\$-</b>	<b>\$54,270</b>



# Infrastructure Highlights:

## Work-in-Progress Projects in 2022/2023

### Shubenacadie Wastewater Treatment Plant Replacement

This project is to replace the current aging wastewater treatment plant which will increase capacity and expansion options for both current and future growth demand in Shubenacadie. The replacement of 325 metres of existing sewer forcemain and water distribution main on Burgess Road has been completed.

Project Funding	Total Budget	Actual Expenditures		
		2022/2023	Prior Years	Total
ICIP Funding	\$3,520,000	\$1,062,428	\$704,791	\$1,767,219
Sewer Infra Reserves	3,790,015	387,825	349,686	737,511
Water Infra Reserves	114,295	-	104,558	104,558
Special Reserves	52,370	-	52,370	52,370
Depreciation Reserves	228,320	-	236,261	236,261
External-Other	-	-	19,473	19,473
Debt	1,835,000	-	-	-
<b>Total</b>	<b>\$9,540,000</b>	<b>\$1,450,253</b>	<b>\$1,467,139</b>	<b>\$2,917,392</b>



Shubenacadie Wastewater Treatment Plant Construction



## Enfield Water Treatment Plant Capacity Upgrade

Expansion to the Regional Water Treatment Plant in Enfield to increase treatment capacity within the East Hants Water System.

Project Funding	Total Budget	Actual Expenditures		
		2022/2023	Prior Years	Total
Water Infra Reserves	\$1,300,000	\$177,818	\$71,654	\$249,472
Depreciation Reserves	1,756,150	414,373	-	414,373
<b>Total</b>	<b>\$3,056,150</b>	<b>\$592,191</b>	<b>\$71,654</b>	<b>\$663,845</b>

## Shubenacadie River Park Revitalization

This project includes a new playground, paved walkways and parking, an accessible fishing location and general repairs to the Shubenacadie Hall and ball field.

Project Funding	Total Budget	Actual Expenditures		
		2022/2023	Prior Years	Total
External Grant Funding	\$256,000	\$256,000	\$-	\$256,000
Capital out of Revenue	60,000	45,772	-	45,772
Special Reserves	40,000	-	-	-
<b>Total</b>	<b>\$356,000</b>	<b>\$301,772</b>	<b>\$-</b>	<b>\$301,772</b>



New Shubenacadie River Park Playground



# Operating Fund: Municipal Operations

The Schedule of Current Fund Operations (Page 115) shows no change in the Operating Fund balance as the surplus in the general operations fund was transferred to reserves as required by the Provincial Financial Reporting Requirements.

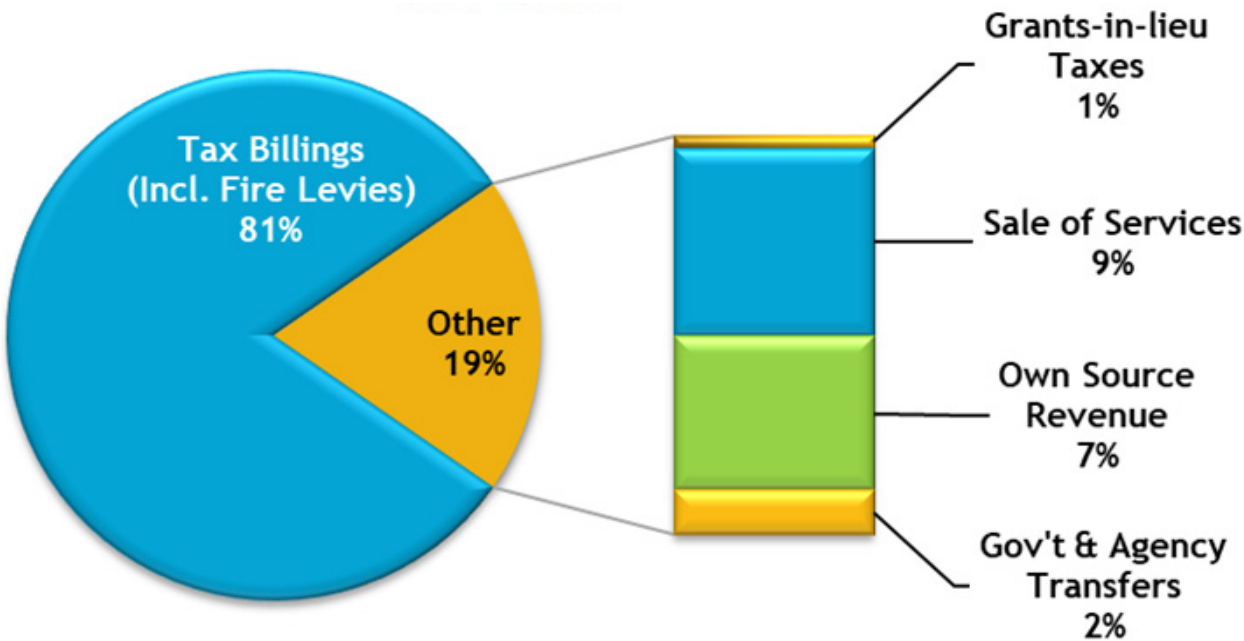
Subsequent to various transfers to reserve and funding adjustments (see General Tax Rate section below), the General Operations surplus was recorded at \$382,165 for 2022/2023 and transferred to the Operating Contingency Reserve. The full 2022/2023 surplus of \$405,616 can be broken down as follows:

General Operations	\$382,165
Urban Service Rates	999
Other Lights	22,452
<b>Total</b>	<b>\$405,616</b>

## General Tax Rate

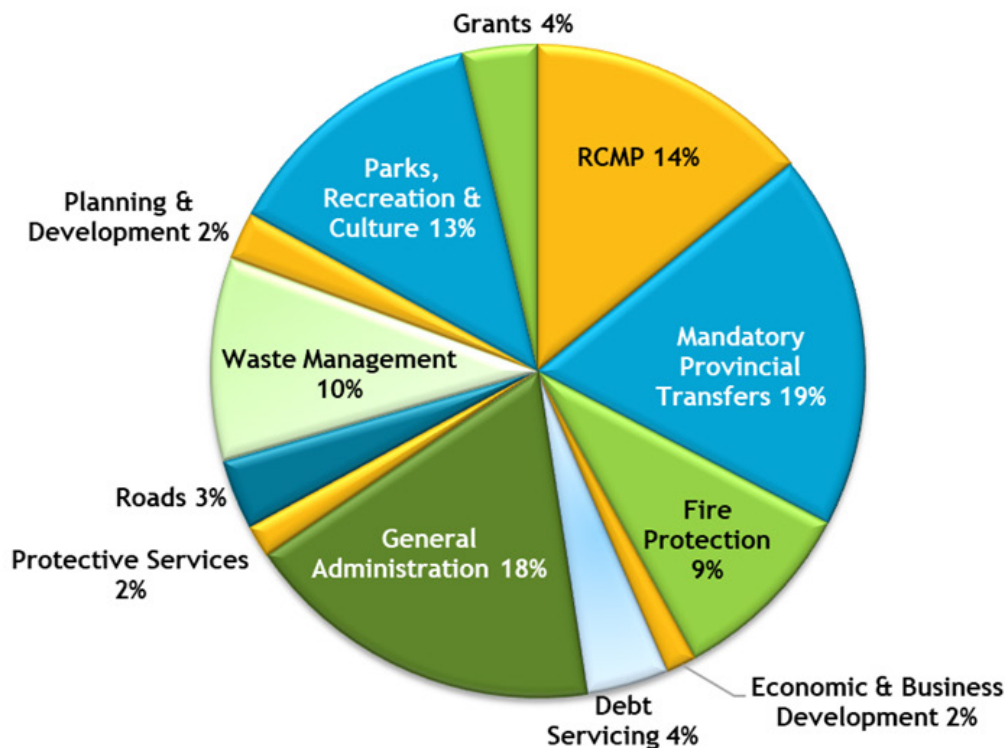
The following pie charts represent the general tax rate revenues and expenses for the Municipality for 2022/2023 (excluding transfers to reserve, amortization expense, pension accounting and landfill closure entries):

### 2022/2023 General Operations Revenues





## 2022/2023 General Operations Expenditures



The total General Operations budget for 2022/2023 was set at \$34 million. The table below reflects a positive variance of \$2,570,299 (7.4% of budget), prior to the unplanned transfers to and from reserves. The significant variances in general operations revenue and expenses from budget to actual are outlined and discussed in the following table:

Description	Amount
<b>(Increases) / Decreases in Revenue</b>	
Deed transfer tax	\$(1,763,546)
Interest on investments & receivables net of financing fees	(281,586)
Tipping fee, Scrap Metal & RRFB Diversion Credit revenue	(238,294)
Aquatics, day camp & tourism program revenues	(104,395)
Net property tax revenue, including planned amount for assessment appeals of \$45,000	(94,346)
East Hants Arena Association	(87,649)
Planning & building permits	(76,031)
Hurricane Fiona \$24K & Accessibility Website Provincial Funding \$10K	(34,048)
Lloyd E. Matheson Centre Tenant Revenue net of rent expense	(26,699)
Tourism grant/Student Employment Funding	(24,479)
Tax Inquiries	(5,225)
Nova Scotia Power & Government GILs offset by Bell & HST Offset grants	1,089
Fines and other revenue	9,487
Administration fees	10,982
<b>Variance from Budget to Actual - Revenue</b>	<b>\$(2,714,740)</b>



## 2022/2023 General Operations Expenditures Continued

Description	Amount
<b>Increases / (Decreases) in Expenses</b>	
Elmsdale Business Park debt savings	\$(64,288)
Tax exemptions & municipal grants	(53,364)
Provincial mandated costs (Corrections, Education, Provincial Housing)	(47,565)
Waste administration savings (mainly internet, operational materials & contracts)	(42,344)
Bad debt savings on receivables	(25,352)
Miscellaneous Items (includes office supplies, postage, publications & operational materials)	(24,813)
Various operational items - primarily for community events	(24,306)
Promotion and advertising	(14,237)
Training education, travel & meeting expense	(11,695)
Insurance	(8,898)
Business development	(7,673)
Building & Property maintenance, security & safety	(6,683)
Computer Hardware & Software Support	(5,670)
Power, heating fuel and water (primarily heating fuel)	3,628
Professional fees net of savings in contracts	12,590
Vehicle fuel	19,208
Wages & Honorariums	65,347
Solid waste costs (waste, organics & recycling)	166,792
East Hants Arena Association	213,764
<b>Variance from Budget to Actual - Expense</b>	<b>\$144,441</b>
<b>Variance from Budget to Actual</b>	<b>\$(2,570,299)</b>
Capital out of revenue	(24,228)
Original planned deficit	134,764
<b>Net Surplus End of Year</b>	<b>\$(2,459,763)</b>



Explore Your Own Backyard, Burntcoat Head Park



Description	Amount
Surplus transferred as follows:	
Transfer to reserves surplus	\$382,165
Asset Retirement Obligation	360,475
Active Transportation Initiatives	300,000
Traffic Calming Signs C22(389)	235,000
Salaries	234,781
Well & Septic Program	200,000
Traffic Calming Tables C22(388)	150,000
RCMP Costs (2023/2024 additional % increase)	126,270
Transfer to reserves surplus for Waste Management future debt	119,097
Hospital Balloon Payment	108,895
Traffic Lights	100,000
Transportation – Gravel	100,000
Asset Management Consulting	97,936
Elmsdale Business Park debt savings	64,288
CAO's Office – Website Development	47,550
PRC – RCMP Building HVAC repairs	9,390
PRC – Shubenacadie ball field electrical repairs	3,130
Office Equipment	3,120
Grant – NS Library Association C23(140)	2,000
CAO's Office – Service Excellence Strategy Roll-out	1,500
Self Insuring TMR2 Radios	(3,000)
Sportsplex Professional Fees	(56,718)
East Hants Arena Association	(126,115)
<b>Total</b>	<b>\$2,459,763</b>





# Urban Service Rate

The Urban Service Rate (USR) is the largest of our area rates; charged to residents in the “Corridor” area (Shubenacadie to Enfield), this rate is reported on separately as it affects a significant number of residents and Councillors. The rate covers all urban services (streetlights, wastewater, hydrants and sidewalks) with the exception of some sub-urban streetlights.

The total USR operating budget for 2022/2023 was set at \$3.3 million. The final surplus was \$999, which was transferred to the Contingency Reserve. The significant variances from budget for the Urban Service Rate are outlined and discussed in the following table:

Description	Amount
<b>(Increases) / Decreases in Revenues</b>	
Hurricane Fiona Provincial Claim	\$(26,339)
Sewer Hook-up & Usage revenue, net of reserves transfer	(5,110)
Urban service rate tax levies - primarily related to Wastewater Management Fee revenue	4,876
Irving Oil servicing agreement	7,780
<b>Variance from Budget to Actual - Revenue</b>	<b>\$(18,793)</b>
<b>Increases / (Decreases) in Expenses</b>	
Plant & Grounds Maintenance for wastewater properties	\$(16,147)
Other general operations -primarily from savings in contracts offset by debt interest	(15,775)
Wages & benefits – savings	(8,531)
Operational materials & small equipment	(5,754)
Computer & admin support - costs savings for administration, finance and IT support	(5,287)
Public fire protection	76,864
<b>Variance from Budget to Actual - Expense</b>	<b>\$25,370</b>
<b>Variance from Budget to Actual</b>	<b>\$6,577</b>
Original planned surplus	(7,576)
<b>Net USR Surplus End of Year</b>	<b>\$(999)</b>



## Reserves - Urban Service Rate

Reserve funds are funds set aside to help offset future financing requirements; these are drawn upon to finance capital and operating expenditures as designated by Council. Urban type services are very infrastructure intensive, requiring significant funding for most capital projects. For this reason, reserve fund balances are a fundamental component of managing the financial stability of the USR. The following amounts are being held in reserve at March 31, 2023, for the USR systems:

For Capital Purposes	Amount
Wastewater	\$40,101
Stormwater	2,742
<b>Total</b>	<b>\$42,843</b>

For Operating Purposes	Amount
Sidewalks	\$1,188,350
Wastewater	2,034,096
Contingency	995,978
<b>Total</b>	<b>\$4,218,424</b>

Council has approved a plan to reduce debt payments in the Urban Service Rate by setting aside \$190,400 in the sidewalk operating reserves to fund future sidewalk debt payments. The wastewater reserves are restricted to desludging, lagoon vegetative growth, and lift station pump and forcemain upgrades.





# East Hants Water Utility

The East Hants Water Utility (EHWU) serves 3,010 customers in the communities of Shubenacadie, Lantz, Elmsdale and Enfield. The Utility also operates a bulk water station in Enfield that serves water haulers and residents throughout the region. The Municipality is accountable to the Nova Scotia Utility and Review Board (NSUARB) for all matters relating to water utility accounting and rate setting. East Hants received approval from the UARB to increase rates for three years beginning July 1, 2017. These approved rates will remain in effect until the next rate review.

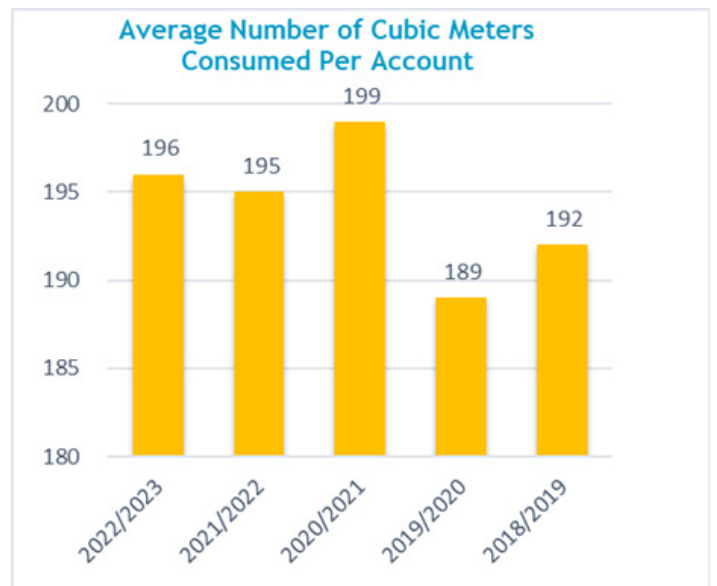
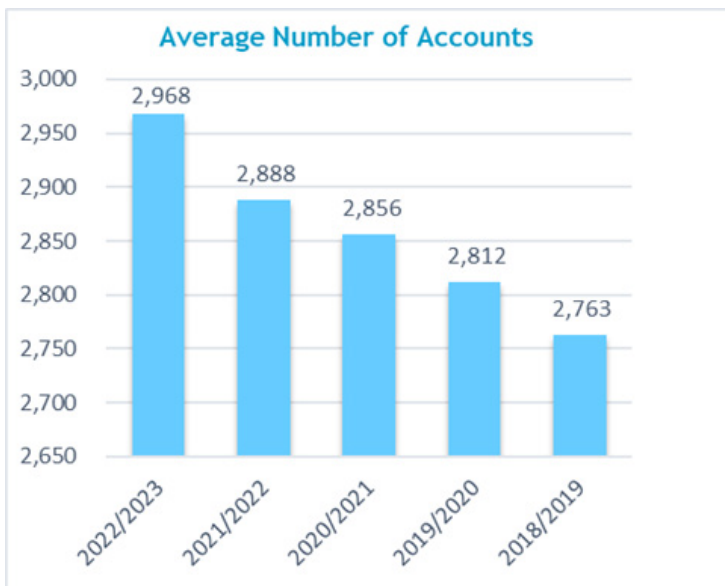
At March 31, 2023, the Utility showed an accumulated fund balance of \$1,745,301. Operating results for 2022/2023 reflect a positive change in fund balance (operating surplus) of \$146,998. This surplus is explained in the following table:



Shubenacadie River,  
Brickyard Park, Lantz



Description	Amount
<b>(Increases) / Decreases in Revenues</b>	
Public fire protection	\$(76,864)
Bulk water revenue	(72,761)
Water billing revenue - Increase in base charge revenue \$12.1K & water consumption of \$8K	(20,156)
Increase in water meter connections, installations and disconnections	(16,262)
Interest and penalty revenue	(9,138)
<b>Variance from Budget to Actual - Revenue</b>	<b>\$(195,181)</b>
<b>Increases / (Decreases) in Expenses</b>	
Equipment and Property & Grounds Maintenance	\$(38,312)
Other operating costs (savings in postage, advertising, all systems & recovery of bad debt)	(35,481)
Wages & benefits	(33,291)
Snow removal	(22,033)
Computer & admin support - costs savings for administration, finance and IT support	(12,507)
Fuel & Power	2,879
Amortization - completion of EHWU Capital Projects	6,422
Operational materials - primarily increase in chemicals	13,880
Contracts - high costs of watermain breaks & additional professional fees for system report	101,890
<b>Variance from Budget to Actual - Expense</b>	<b>\$(16,553)</b>
<b>Variance from Budget to Actual</b>	<b>\$(211,734)</b>
Decrease in transfer from Operations to Capital for Water Meters	(11,086)
Original planned deficit	75,822
<b>Net Surplus End of Year</b>	<b>\$(146,998)</b>

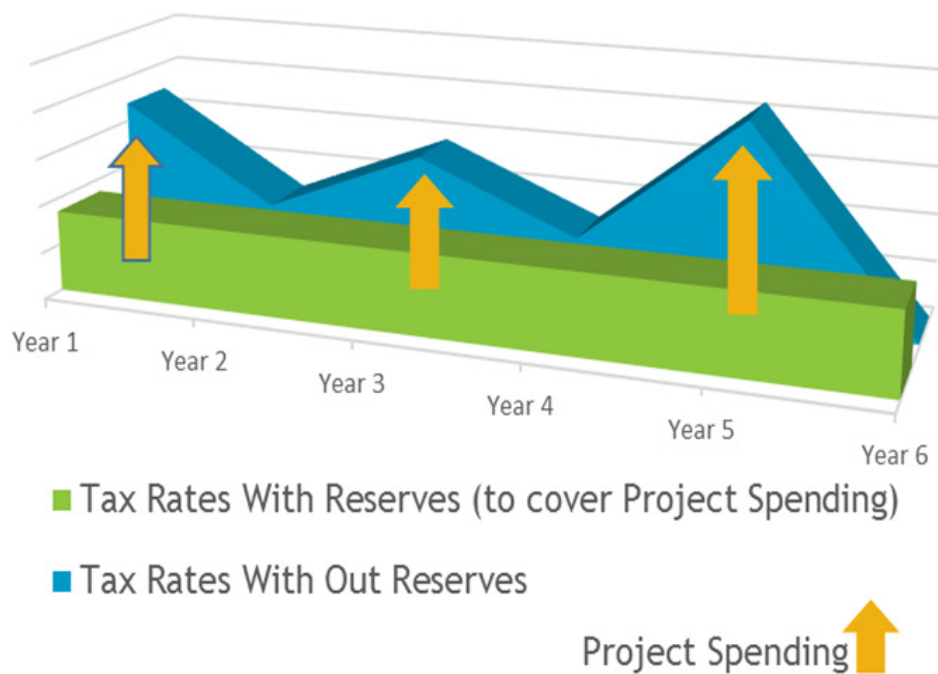




# Reserves

Reserve funds are established by Council by setting aside money to help offset future financing requirements; when required the funds are drawn upon to finance capital and operating expenditures as designated by Council. Using reserve funds to minimize tax rate fluctuations is a fundamental component of financial management for East Hants.

Operating and capital reserves are consolidated within the Accumulated Surplus position on the Statement of Financial Position (Page 96); Obligatory reserves are reported in the liabilities section of the Statement of Financial Position (Page 96).



## Importance of Reserves

Reserves are key to the financial success of the Municipality and Council's ability to respond to the needs of East Hants residents and future development. Council strives to balance the desire to keep the tax burden as low as possible with the need for healthy reserve balances to ensure financial stability into the future.

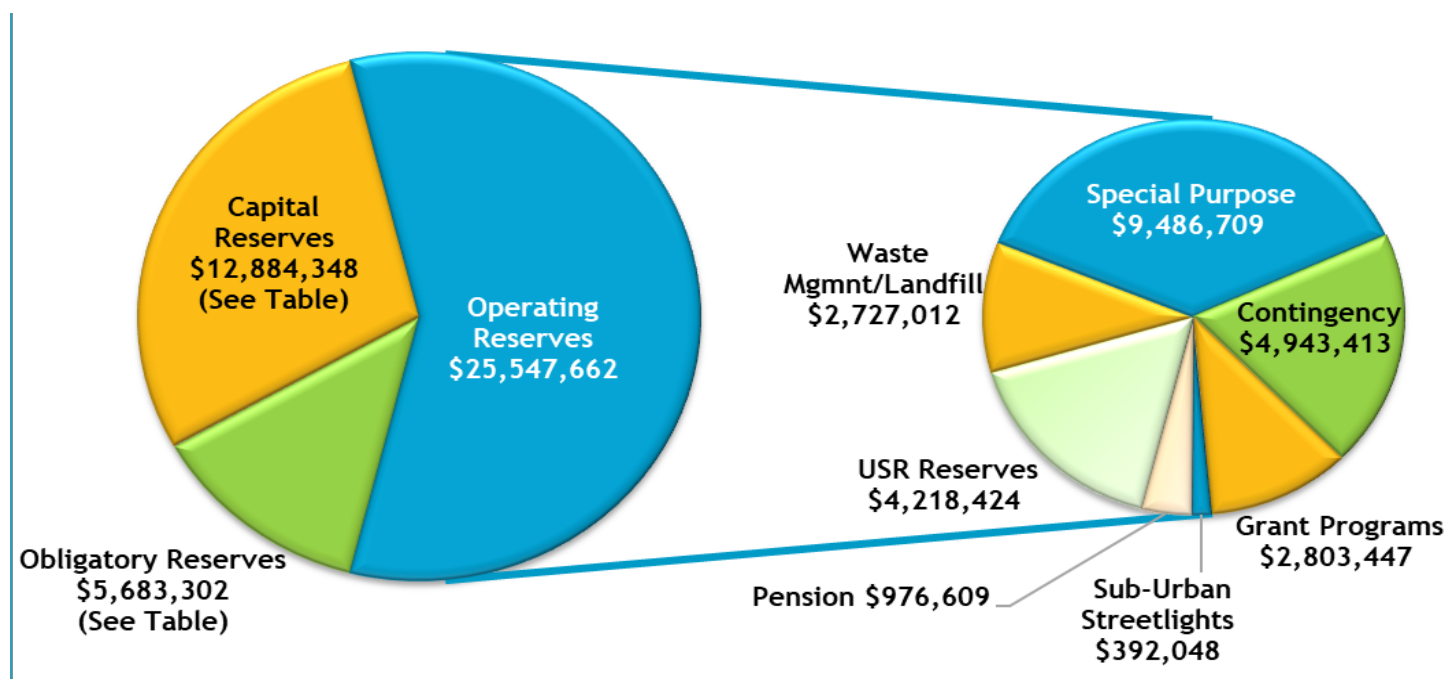




The Municipality has approximately \$44.1 million in operating, capital and obligatory (infrastructure) reserves. Of this amount, \$12.9 million is set aside for capital work and \$25.5 million is being held in operating reserves. The Municipality of East Hants also has \$5.7 million in obligatory reserves, money collected specifically for open space and for sewer & water infrastructure.

Each reserve fund is further broken down for specific uses. For a detailed list of Reserve Fund balances, see Page 121, Schedule of Reserve Operations. The following graph summarizes the funds:

## 2022/2023 Reserves Held for Future Use - \$44.1M



## Types of Reserves

**Special Reserves:** monies set aside for a specific purpose, both Capital and Operating

**Contingency Reserves:** surplus funds set aside for unanticipated expenditures

**Obligatory Reserves:** Infrastructure reserves (trunk sewer, water fees and open space)

**Depreciation Reserves:** Water Utility



Enfield Water Tower



# Reserves Continued

Capital Reserves	Amount	Obligatory Reserves	Amount
Water System Infrastructure	\$2,663,239	Sewer Infrastructure	\$2,985,990
USR Capital Reserves	42,843	Water Infrastructure	1,949,894
Business Park Expenditures	2,567,075	Open Space	747,418
Canada Community Building Fund	4,957,595		
Sustainable Services Growth Fund	1,123,728		
Landfill Site Post Closure	140,113		
Other	1,385,220		
Road Paving	4,535		
<b>Total</b>	<b>\$12,884,348</b>		<b>\$5,683,302</b>

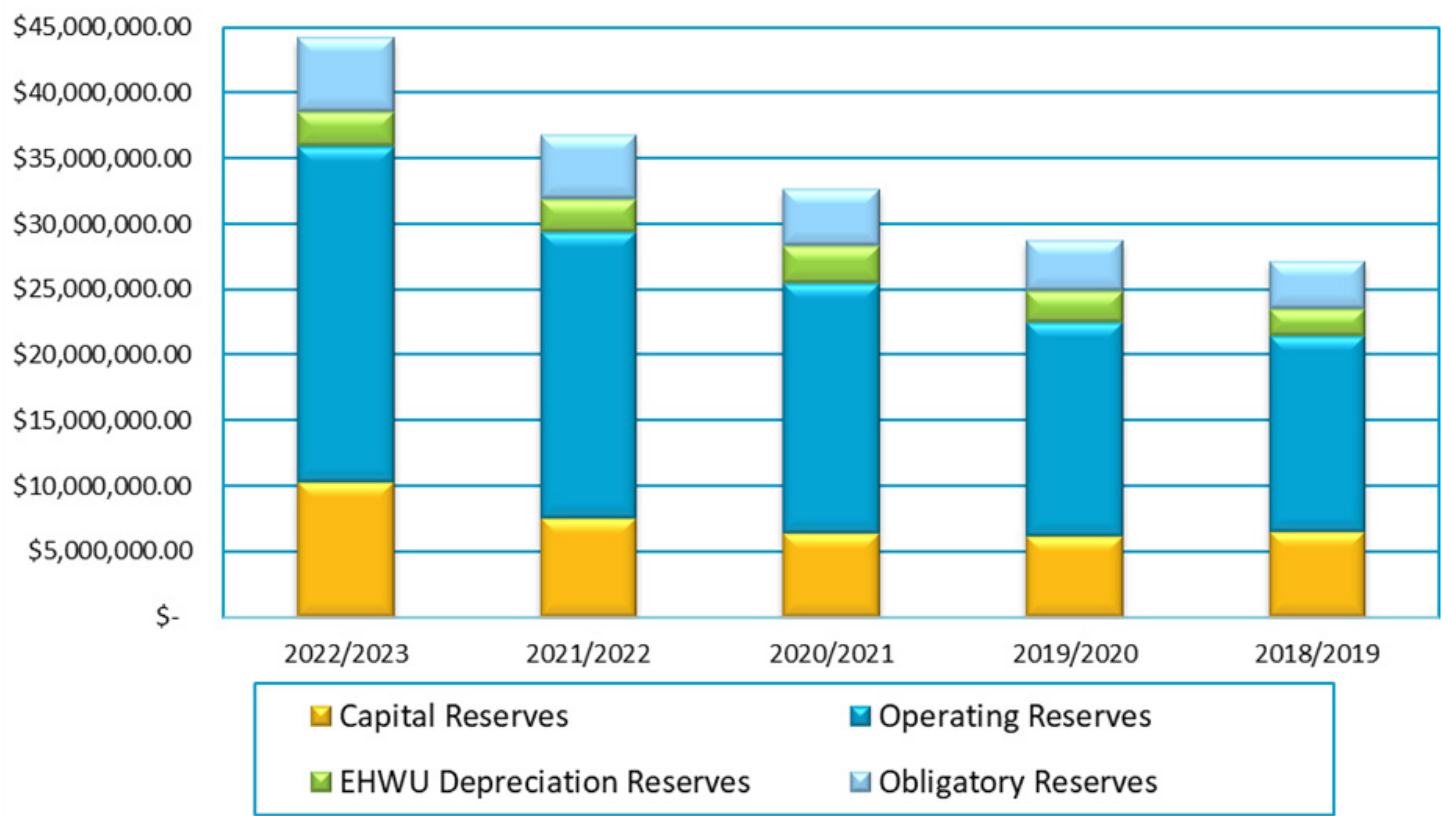
In 2022/2023, \$9,163 was transferred to the operating reserve fund and the Shubenacadie Water Utility Deficit has now been fully recovered.



Milford Wastewater Treatment Plant



The chart below summarizes the reserve balances of the Municipality over the past five years:





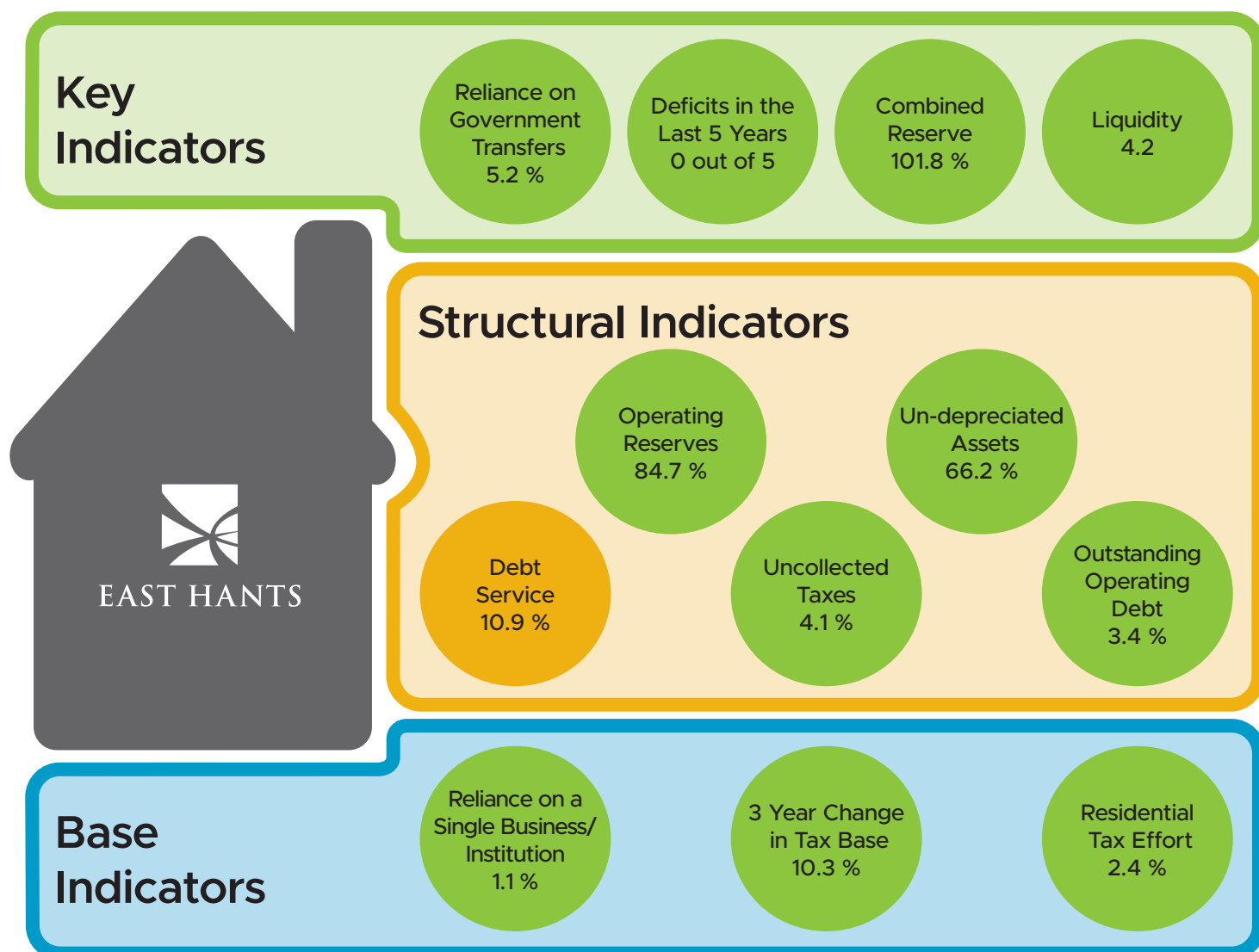
# Financial Condition Indicators

The Financial Condition Index helps municipal councils and other stakeholders make sense of municipal financial information by providing a variety of sources in a single document. The index is organized into three financial indicators that focus on the municipality's strengths, trends and risk areas.

Thresholds are based on jurisdictional scans, literature reviews, and municipal consultations. A **green** circle around the indicator indicates low risk, **yellow** indicates moderate risk and **red** indicators are a predictor of high risk situations (none below).

Annually the Province of Nova Scotia provides a five-year comparison of the Financial Condition Indicators for all municipalities in the province. The East Hants' preliminary results (below) were very favourable.

The information in this report has been calculated using East Hants data for 2020/2021 and 2021/2022, with the recommended thresholds being provided by the Province. Below is a preliminary snapshot of East Hants indicators along with comments that are important to our stakeholders for understanding the results. The indicators for 2022/2023 will be calculated by the Province once the Financial Information Returns for all municipal units are filed.





## Key Indicators

	2021/2022	2020/2021	Recommended Threshold
Reliance on Government Transfers	5.2%	4.4%	Below 15%
Deficits in the Last 5 Years	0/5	0/5	0/5
Combined Reserve	101.8%	103.3%	Above 40%
Liquidity	4.2	3.8	Above 1.5

### Reliance on Government Transfers (%)

The Municipality of East Hants receives government operating grants for Solid Waste Programs, Farm Property Acreage and application based funding agreements. These grants range from 1% to 2% per year of the \$34 million budget. This represents a low percentage of funding from government grants. The Municipality of East Hants does not receive any Equalization funding from the Province.

### Deficits in the Last 5 Years (#)

Municipalities must prepare balanced operating budgets. Any deficits must be repaid in the following budget year. The Municipality of East Hants has not run a deficit in 30+ years. East Hants incurred surpluses for this period and is therefore assessed at a low risk.

### Combined Reserve (%)

The Municipality of East Hants sets aside funds each year for reserves in order to plan ahead and ensure large capital investments and operating expenditures can be met without an increased tax burden for residents. This indicator measures East Hants' combined reserve (includes operating, capital and water reserves) as a percentage of total operating and amortization costs. At 101.8% in 2021/2022, East Hants is above the target (40%) and has limited its future risk by maintaining a healthy reserve balance.

### Liquidity (#)

This indicator is calculated as Short Term Operating Assets divided by Short Term Operating Liabilities.

For East Hants, short term assets include cash, taxes receivable and other monies owing from external sources (grants, HST, Deed Transfer Tax, etc.). The short term liabilities include amounts owing for payroll, trade payables (amounts owing to suppliers at the end of the fiscal year) and deferred revenue (monies paid on taxes in advance, for swimming lessons, etc.).



# Financial Condition Indicators Continued

## Structural Indicators

	2021/2022	2020/2021	Recommended Threshold
Undepreciated Assets	66.2%	66.2%	Above 50%
Debt Service	10.9%	11.3%	Below 10%
Outstanding Operating Debt	3.4%	12.5%	Below 25%
Uncollected Taxes	4.1%	4.9%	Below 10%
Operating Reserves	84.7%	87.4%	Above 20%

### Undepreciated Assets (%)

The Municipality's significant investment in infrastructure over the past few years has resulted in a higher % for this indicator. New infrastructure has a higher book value and a greater remaining useful life than older infrastructure. Normal depreciation offset by additions to capital infrastructure has kept this percentage consistent year-over-year.

### Debt Service (%)

The indicators around debt can be slightly misleading for a rural municipality investing heavily in urban infrastructure. The debt service ratio is driven by a high investment in capital infrastructure as compared to other rural municipalities.

### Outstanding Operating Debt (%)

This indicator is calculated by measuring East Hants' annual borrowing amount (debt) as compared to its borrowing limit, which is 50% of the combination of taxes levied and transfers from government. At 3.4%, East Hants is comfortably below the threshold limit of 25%.

### Uncollected Taxes (%)

The Municipality of East Hants has a full-time Collection Officer and actively collects through payment arrangements, tax sale and adherence to Council collection policies. The Uncollected Tax Calculation is favourable for both 2020/2021 and 2021/2022 due to the efficient collection of taxes.

### Operating Reserves (%)

Reserve funds are established by Council by setting aside money to help offset future financing obligations; when required, the funds are drawn upon to finance capital and operating expenditures as designated by Council. Using reserve funds to minimize tax rate fluctuations (due to significant one-time budgeted expenditures, unanticipated expenditures and revenue shortfalls) is a fundamental component of financial management for East Hants. Where the Municipality's capitalization threshold is \$10,000 and with restrictions on what capital reserves can be withdrawn for, Council has chosen to set aside the required funds for capital purchases in the operating reserve.



## Base Indicators

	2021/2022	2020/2021	Recommended Threshold
Reliance on a Single Business or Institution	1.1%	1.1%	Below 10%
Three Year Change in Tax Base	10.3%	10.8%	3% or Above
Residential Tax Effort	2.4%	2.8%	Below 4%

### Reliance on a Single Business or Institution (%)


The ratio for reliance on a single business is low due to the variation of industry represented in East Hants, large amount of farm and forest lands, and significant residential assessment. This indicator is favourable for East Hants for both 2020/2021 and 2021/2022.

### Three Year Change in Tax Base (%)

The Municipality of East Hants has a higher percentage for this indicator due to the high rate of assessment growth in East Hants. Overall the Three Year Change in Tax Base indicates that property assessments are increasing at a greater rate than inflation.

### Residential Tax Effort (%)

The ratio for both the 2020/2021 and 2021/2022 years meets the threshold set by the Province. East Hants tax effort for both years are higher than the rural average because East Hants provides urban services such as wastewater, hydrants, sidewalks and streetlights to five communities in East Hants, thus resulting in a higher tax expense per dwelling unit. Although our median household income is higher than the rural median household income, the higher tax burden from services results in a higher percentage for this indicator.



Burntcoat Head Park



# Municipal Grant Program:

## Investing in our Community

The Municipal Grant Program supports several non-profit community groups in the delivery of their programs and services. The following table expands on the overall grant information in the Investing in Our Community section of the Annual Report (see Page 48). The details of all grants issued by Council in 2022/2023 are:

Recipient	Cost Covered	Amount
<b>Annual Maintenance Grants for Municipally Owned Properties:</b>		
East Hants Museum Society	2022/2023 Annual maintenance at Tin Smith Museum	\$13,000
Walton Area Development Association	2022/2023 Annual maintenance at Walton Lighthouse	5,000
<b>Sub-Total</b>		<b>\$18,000</b>
<b>Annual Staffing Grants for Municipally Owned and/or Leased Tourism Properties:</b>		
East Hants Museum Society	2022/2023 Staffing Grant	\$3,000
Walton Area Development Association	2022/2023 Staffing Grant	3,000
<b>Sub-Total</b>		<b>\$6,000</b>



Tin Smith Museum, Shubenacadie



Recipient	Cost Covered	Amount
<b>Beautification Grants:</b>		
Admiral Rock Memorial Association	Beautification Grant	\$250
Beth Ouellette	Beautification Grant	207
Centre Rawdon Community Hall	Beautification Grant	250
Centre Rawdon United Church	Beautification Grant	250
Chart Society	Beautification Grant	250
Corridor Minor Baseball Association	Beautification Grant	1,100
East Gore Community Hall	Beautification Grant	250
East Gore United Cemetery	Beautification Grant	250
East Hants Community Learning	Beautification Grant	500
East Hants Historical Society	Beautification Grant	250
East Noel Heritage	Beautification Grant	500
Elmsdale Beautification Society	Beautification Grant	1,500
Enfield in Bloom	Beautification Grant	2,000
Ged Stonehouse	Beautification Grant	100
Gore District Play School	Beautification Grant	250
Hardwood Lands Presbyterian Church	Beautification Grant	800
Lantz Recreation Society	Beautification Grant	1,000
Maitland & District Development	Beautification Grant	250
Maitland Volunteer Fire Auxiliary	Beautification Grant	250
Maitland Volunteer Fire Department	Beautification Grant	250
Milford Recreation Association	Beautification Grant	500
Nine Mile River Community	Beautification Grant	700
Nine Mile River United Church	Beautification Grant	500
Noel New Horizons Rising Tides	Beautification Grant	500
Rawdon 2-Way 4-H Club	Beautification Grant	250
Rawdon Gold Mine Hall	Beautification Grant	250
Rawdon Gold Mines Cemetery	Beautification Grant	250
Rawdon Volunteer Fire Department	Beautification Grant	250
Shubenacadie Community Development	Beautification Grant	1,000
St Paul's Anglican Church	Beautification Grant	250
Stanley/Mosherville Community Hall	Beautification Grant	250
Uniacke & District Legion Branch 165	Beautification Grant	600
Upper Rawdon Cemetery	Beautification Grant	250
West Gore Cemetery	Beautification Grant	250
<b>Sub-Total</b>		<b>\$16,257</b>



Recipient	Cost Covered	Amount
<b>Charitable Organization Tax Exemptions:</b>		
Anglican Church	2022/2023 Taxes Bylaw F-400	\$1,128
C W Saunders Lodge Hall 125	2022/2023 Taxes Bylaw F-400	1,817
Community Hall Noel	2022/2023 Taxes Bylaw F-400	1,997
Community Hall Upper Rawdon	2022/2023 Taxes Bylaw F-400	3,448
Corridor Community Options	2022/2023 Taxes Bylaw F-400	25,323
East Gore Community Club	2022/2023 Taxes Bylaw F-400	3,570
East Hants Ground Search and Rescue	2022/2023 Taxes Bylaw F-400	3,021
East Hants Historical Society	2022/2023 Taxes Bylaw F-400	915
East Noel Community Club	2022/2023 Taxes Bylaw F-400	848
East Walton Community Hall	2022/2023 Taxes Bylaw F-400	1,235
Enfield & District Lion's Club Association	2022/2023 Taxes Bylaw F-400	2,852
Gore District Volunteer Fire Department	2022/2023 Taxes Bylaw F-400	2,241
Hall Foresters Maitland	2022/2023 Taxes Bylaw F-400	1,240
Hants North Community Food Bank	2022/2023 Taxes Bylaw F-400	2,374
Lantz Recreation Society	2022/2023 Taxes Bylaw F-400	3,661
Maitland & District Development Association	2022/2023 Taxes Bylaw F-400	1,365
Milford Recreation Association	2022/2023 Taxes Bylaw F-400	9,845
Minasville Community Centre	2022/2023 Taxes Bylaw F-400	1,659
Municipality of East Hants leased to E.H. Horne School Preservation Society	2022/2023 Taxes Bylaw F-400	6,591
Municipality of East Hants - Enfield Earth Keepers	2022/2023 Taxes Bylaw F-400	2,161
Municipality of East Hants Lot 90-1 Hwy #2, Milford	2022/2023 Taxes Bylaw F-400	247
Nine Mile River & District Volunteer Fire Department	2022/2023 Taxes Bylaw F-400	426
Northern Hants Benevolent	2022/2023 Taxes Bylaw F-400	3,312
Northfield Community Club	2022/2023 Taxes Bylaw F-400	387
Rainbow Community Club Hall	2022/2023 Taxes Bylaw F-400	3,520
Shubenacadie Community Development Association	2022/2023 Taxes Bylaw F-400	3
Stanley & Mosherville Hall Association	2022/2023 Taxes Bylaw F-400	855
Stanley Sport Aviation Association	2022/2023 Taxes Bylaw F-400	1,949
Tennecape Community Club	2022/2023 Taxes Bylaw F-400	1,433
The CHArt Society	2022/2023 Taxes Bylaw F-400	4,891
Tot's Academy Child Care Society	2022/2023 Taxes Bylaw F-400	13,338
Trustees of N M R Community Hall	2022/2023 Taxes Bylaw F-400	3,912
Trustees of The Hardwood Land	2022/2023 Taxes Bylaw F-400	4,204
Uniacke Lodge No 128 A F & A M	2022/2023 Taxes Bylaw F-400	2,582
Water Utility East Hants	2022/2023 Taxes Bylaw F-400	205,080
<b>Sub-Total</b>		<b>\$323,430</b>



Recipient	Cost Covered	Amount
<b>Community Grants:</b>		
3rd Carter Guides & Pathfinders	Fundy Geological Museum overnight trip	\$350
After Trauma Empowerment Network (ATEN)	Equipment For Fitness/Movement Program	1,000
Bell Park Development Association	Trail maintenance	1,500
Canoe Kayak NS	Insurance For Meek Rd Launch	575
CHArt Society	Insurance	1,500
East Gore Community Hall	Funding For heat pump install	1,500
East Hants Crime Prevention	Christmas Parade Insurance	500
East Hants Curling Association	Community Open House	250
East Hants Stingrays Swim Association	Swim equipment - electric starter	1,000
East Hants Youth links	Insurance	1,500
East Hants Family Resource Centre	Insurance	1,488
EH Horne School Preservation Society	Insurance & Repairs/Maintenance	1,500
Elmsdale Beautification Society	Insurance & Park Maintenance	1,500
Enfield, Elmsdale & Dist. Lions Club	Insurance	1,500
Hants North Baseball Association	Grant based on Council Motion C11(197)	3,158
Hants North U18AAA Jays	Travel to Alberta/Nationals 7 East Hants players	700
Hardwoodlands Community Hall	Insurance	811
Inner Strength Taekwondo - Jonah Priddle	Taekwondo Nationals in Toronto	100
Landar Holdings	Grant based on Council Motion C10(36)	4,848
Lantz Recreation Society	Insurance	1,500
Lions Memorial Park Society	Park maintenance	1,500
Milford Recreation Association	Grounds maintenance & Milford meltdown	1,750
Nova Scotia 4-H	Shumil 4-H Tug-o-war Provincials	250
Nova Scotia Canada Games Men's Fastpitch	Travel to Ontario/Canada Games, 6 East Hants players	600
Off Leash East Hants Society	Insurance	1,500
Payton McDonald	Travel to Skating Atlantic in Newfoundland	100
Rawdon Gold Mines Community Hall	Insurance	826
Shubenacadie Community Development Assoc.	Insurance	1,400
Shubenacadie Fire	Fireworks - Community Tree Lighting	250
Shubenacadie Hay Days Society	Canada Day Event & Event Insurance	593
Tri-County Basketball Association	Purchase Equipment for Expansion	1,000
Uniacke Mustangs Fast Pitch	Maintenance - Field Drag & Screen Equipment	1,450
Uniacke & District Volunteer Fire Department	Sports pad Project & Rink Renewal	45,775
<b>Sub-Total</b>		<b>\$83,774</b>



Recipient	Cost Covered	Amount
<b>Community Partnership Grants:</b>		
Corridor Community Options for Adults	Grant 2022/2023 Council Motion C22(64)	\$15,000
East Hants Community Learning	Grant 2022/2023 Council Motion C22(64)	50,000
East Hants Family Resource Centre	Grant 2022/2023 Council Motion C22(64)	10,000
East Hants Historical Society	Grant 2022/2023 Council Motion C22(64)	15,812
East Hants Sport Heritage Society	Grant 2022/2023 Council Motion C22(64)	5,000
East Hants Youth Links	Grant 2022/2023 Council Motion C22(64)	6,000
Seniors Safety Program Association of Hants County	Grant 2022/2023 Council Motion C22(64)	20,000
Kids Action Program	Grant 2022/2023 Council Motion C22(64)	10,000
<b>Sub-Total</b>		<b>\$131,812</b>
<b>District Recreation Fund:</b>		
Corridor Minor Baseball Association	Gates for Challengers program, garbage units, & picnic tables	\$15,558
EH Horne School Preservation Society	Flooring upgrades, exterior concrete wall covering repair & painting	8,489
Enfield, Elmsdale & District	Roof replacement on Lions Den	5,926
Hants North Baseball Association	Shed for gear used on small field	1,278
Lions Memorial Park Society	Site Prep for future washroom, paint gazebos & picnic tables, install & paint fencing on driveway	4,737
M & M Recreation	Replace backstop, repairs to dugouts, add hand rail and step to bleachers	6,159
Milford Recreation Association	Zero Turn Mower & widen garage door	9,818
Mount Uniacke Mustangs	Storage facility for ball & maintenance equipment	17,445
Nine Mile River Trails Association	Boardwalk replacements, future trail design	26,755
Tennecape Community Club	Purchase and install heat pumps	4,310
Uniacke District Legion Branch 165	New kitchen range	10,000
<b>Sub-Total</b>		<b>\$110,475</b>
<b>Dr. JT Snow Bursary:</b>		
Hants East Rural High School	High school bursary	\$1,000
Hants North Rural High School	High school bursary	1,000
Windsor & Area Education Fund Association (Avon View High School)	High school bursary	1,000
<b>Sub-Total</b>		<b>\$3,000</b>
<b>EMO Grants:</b>		
East Hants Ground Search & Rescue	2022/2023 annual operating grant	\$28,000
East Hants Special Hazards Response Unit	2022/2023 annual operating grant	6,666
<b>Sub-Total</b>		<b>\$34,666</b>



Recipient	Cost Covered	Amount
<b>Fire Department Annual Operating Grants:</b>		
Gore Volunteer Fire Department	2022/2023 annual operating grant	\$10,351
Kennetcook Volunteer Fire Department	2022/2023 annual operating grant	10,351
Maitland & District Volunteer Fire Department	2022/2023 annual operating grant	10,351
Noel & District Volunteer Fire Department	2022/2023 annual operating grant	10,351
Rawdon District Volunteer Fire Department	2022/2023 annual operating grant	10,351
Walton Volunteer Fire Department	2022/2023 annual operating grant	10,351
<b>Sub-Total</b>		<b>\$62,106</b>
<b>General Government Grants:</b>		
Caring & Sharing Food Bank	Supplies per Council Motion C22(65)	\$1,000
Coat Association	Coat Association Council Motion C22(299)	2,000
Enfield, Elmsdale & District Lion's Club	Lion's club Enfield playground (Benevity RBC donation)	425
Halifax East Hants 4-H Council	General Government Grant 2022/2023 CM C22(213)	100
Hants County Christmas	General Government Grant 2022/2023 CM C22(65)	1,000
Hants County Exhibition	General Government Grant 2022/2023 CM C22(65)	500
Hants North Food Bank	General Government Grant 2022/2023 CM C22(65)	1,000
Hants North safe grad council motion C22(194)	Hants North safe grad Council Motion C22(194)	800
HERH safe grad council motion C22(194)	HERH safe grad Council Motion C22(194)	800
Indian Brook Food Bank	General Government Grant 2022/2023 CM C22(65)	1,000
Kids Action Program	General Government Grant 2022/2023 CM C22(65)	1,000
Shubenacadie Anglican Church & Hall	Grant Council Motion C22(267)	10,000
Shumilacke Food Bank Society	General Government Grant 2022/2023 CM C22(65)	1,000
Uniacke & District JR Fire	General Government Grant	1,000
<b>Sub-Total</b>		<b>\$21,625</b>



Recipient	Cost Covered	Amount
<b>Heritage Incentive Program:</b>		
40 Academy St	Window Replacement	\$4,000
Charles Burns	Window Replacement	2,000
East Noel Heritage	New Roof	2,000
Yuill	New Roof	2,000
Holy Trinity Anglican Church	New Roof	2,000
D&L Forbes	New Roof	2,000
<b>Sub-Total</b>		<b>\$14,000</b>
<b>MTAP Program:</b>		
Various	Individual tax assistance based on Municipal Tax Assistance Program Council policy	\$99,205
<b>Sub-Total</b>		<b>\$99,205</b>
<b>Provincial Recreation Grants:</b>		
Lantz Recreation Society	Recreation Grant	\$51,818
Milford Recreation Association	Recreation Grant	176,836
Walton Shore Fire Department	Recreation Grant	73,286
<b>Sub-Total</b>		<b>\$301,940</b>
<b>Recreation Access Program:</b>		
Various	Individual program assistance based on Recreation Access Council policy	\$2,934
<b>Sub-Total</b>		<b>\$2,934</b>
<b>Tourism Grants:</b>		
CHArt Society	Tourism	\$4,000
East Hants Historical Society	Tourism	5,000
East Hants Junior C	Tourism	5,000
Maitland District Development Association	Tourism	15,000
Walton Area Development Association	Insurance and Tourism	4,488
<b>Sub-Total</b>		<b>\$33,488</b>
<b>Grand Total</b>		<b>\$1,262,712</b>





Funds distributed through the **Recreation Access Program** make it possible for eligible individuals and families to participate in recreation and aquatic programs and lessons.





Burntcoat Head Park





# Consolidated Financial Statements

March 31, 2023



## Consolidated Financial Statements

The Municipality's financial statements have been prepared by Management in accordance with the provincial Financial Reporting and Accounting Manual and the reporting standards set by the Public Sector Accounting Board (PSAB) of the Chartered Professional Accountants Canada (CPA Canada). The financial statements have been audited by Deloitte who have expressed their opinion that these statements present fairly, in all material aspects, the financial position of East Hants as at March 31, 2023.

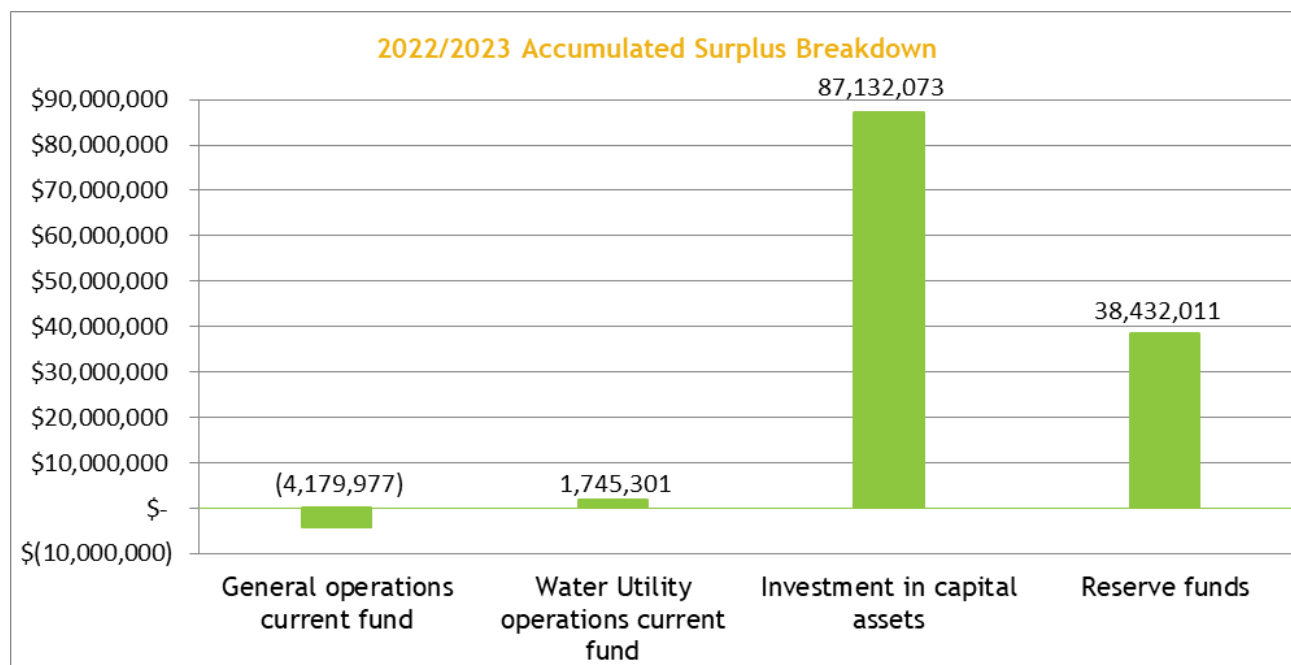
Management is responsible for such internal controls as determined necessary to enable the preparation of consolidated financial statements that are free from material misstatement, whether due to fraud or error. The Audited Financial Statements are available on the Municipal website at [easthants.ca](http://easthants.ca).

There are four required PSAS financial statements: **Statement of Financial Position; Statement of Operations; Statement of Changes in Net Assets (Debt); and Statement of Cash Flow**. We are pleased to also offer several schedules to support the statements and provide clarification to the reader.

## Consolidated Statement of Financial Position

This statement highlights the cash resources of the Municipality, the liabilities, the net assets (which is the difference between the financial assets and liabilities), the assets that are held for service provision and the accumulated surplus.

As a result of the significant investment in tangible capital assets, there is a large accumulated surplus (\$123.1M) and net debt has been recovered (see Statement of Changes in Net Assets/Debt). The following table shows a breakdown of the accumulated surplus by fund.





# Consolidated Statement of Operations

The Consolidated Statement of Operations provides a summary of the revenues, expenses and surplus for the reporting period. The statement consists of the funds for the general operations, the water utility and capital.

The Consolidated Statement of Operations shows an annual surplus for the year of \$18,059,972 with a budgeted surplus of \$12,421,297. The variance of \$5,638,675 is accounted for as follows:

Description	Amount
<b>Variance from Budget to Actual - Consolidated Surplus</b>	
General tax rate variance as per the General Operations section	\$2,570,299
Urban service tax rate variance as per the Urban Service Rate section	(6,577)
Transfers (See below)	1,580,020
Net gain on the sale/disposal of Municipal assets	428,127
Pension adjustment for the unamortized actuarial loss (Note 10 Financial Report)	(452,293)
Landfill liability adjustment based on PSAS requirements	135,301
Non-Urban Streetlights, variance to budgeted surplus	14,709
Water Utility variance as per the Water Utility section	211,734
Interest earned on reserves	1,157,090
Contribution Uniacke District Recreation Civic Centre	34,025
Principal payments General Fund - Local Improvement - John Murray Dr (Provincial)	(12,600)
Principal payments General Fund - Lantz Fire Department Recoverable	(21,160)
<b>Net Variance from Budget to Actual</b>	<b>\$5,638,675</b>

Council has established policies that require unspent funds in particular areas to be transferred at year end to an operating reserve. Also, throughout the year, Council decisions are made that affect transfers to and from reserves. The following is a list of Council approved transfers to (from) reserves that varied from the approved budget:

Description	Amount
Pension surplus - Budget pension expense at 10.5% (GTR \$174,991 & USR \$9,075)	\$184,066
Pension Special Payments	(109,300)
Legal Fees - as per Council policy, transfer unspent funds to reserves	89,536
Professional Fees/Contracts - as per Council policy, transfer unspent funds to reserve	58,689
Grants - as per Council policy, transfer unspent funds to reserve	128,760
Training	62,073
Sidewalks Contracts & Snow removal	74,980
Projects carried forward to 2023/2024	743,653
Other variances affecting to (from) reserves (contracts, computer support, etc)	347,563
<b>Total Transfers</b>	<b>\$1,580,020</b>

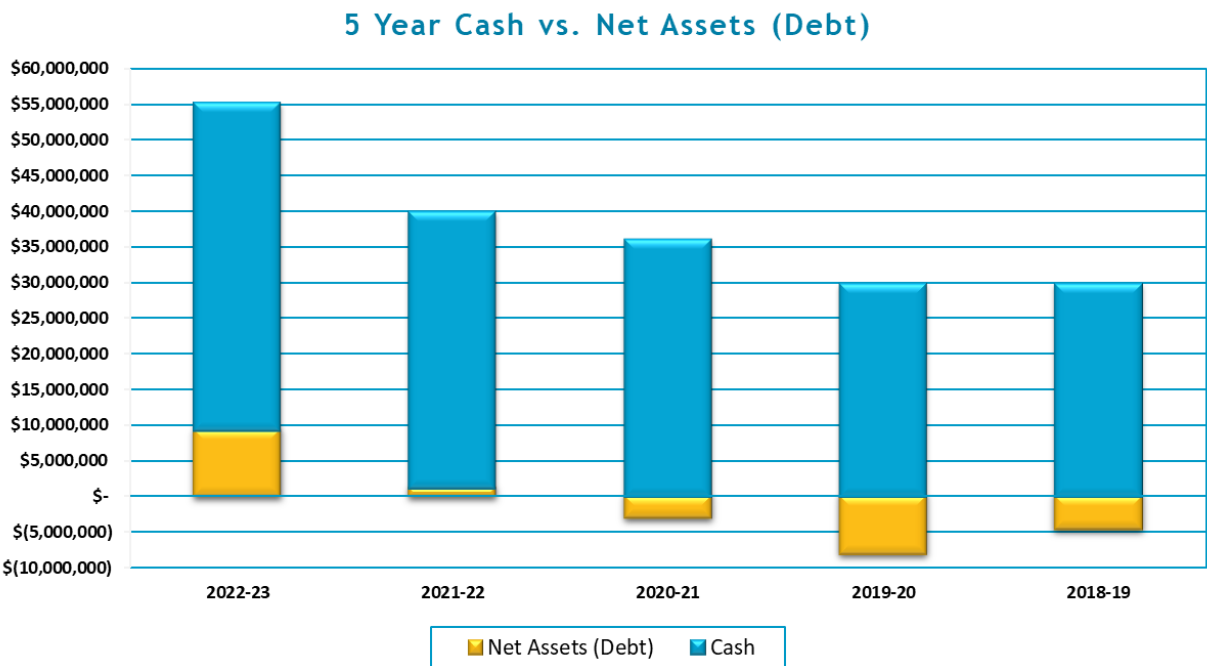


# Statement of Changes in Net Assets (Debt)

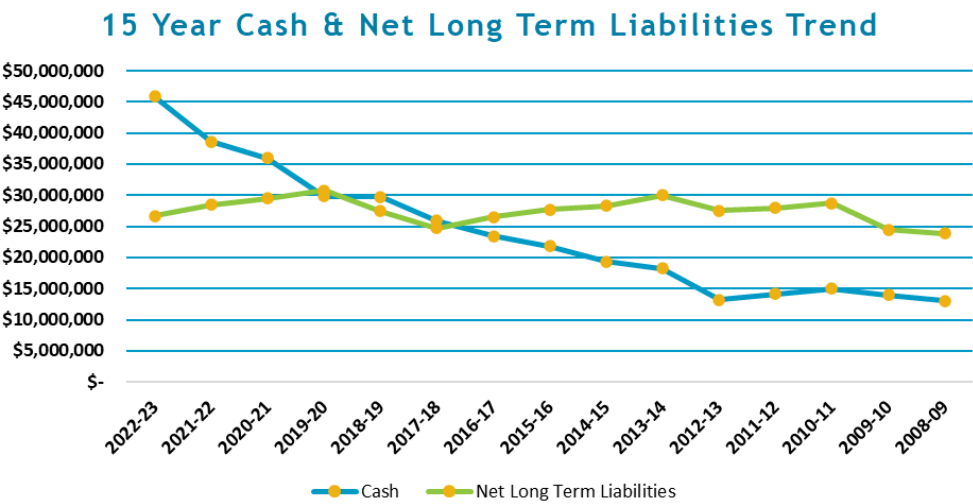
The statement is unique to PSAS reporting; the statement outlines the changes in net assets (debt) as a result of annual operations, tangible capital asset transactions and changes in other non-financial assets (pre-paid expenses and inventories). East Hants continues to strengthen its financial position as net assets grew to \$9.2 million in 2022/2023. This is largely attributed to development growth (contributed assets) and a focus on reducing debt.

# Statement of Cash Flow

The Statement of Cash Flow reports changes in cash and cash equivalents resulting from operating activity and shows how the Municipality financed its activities during the year and met its cash requirements. East Hants values fiscal responsibility and as such has a reserve program; including reserve balance, as of 2023, the consolidated cash balance is \$45.9 million.



As of March 31, 2023, East Hants' consolidated cash balance (\$45.9 million) is higher than its total long-term liabilities (\$26.7 million) and it reiterates the organization's goal to reduce debt and demonstrate overall fiscal responsibility, as shown in the graph to the right:





# March 31, 2023 – Consolidated Financial Statements

Municipality of the District of East Hants

Table of Contents

March 31, 2023

---

Independent Auditors' Report (see audited statements)	
Consolidated Statement of Financial Position	96
Consolidated Statement of Operations	97
Consolidated Statement of Changes in Net Assets (Debt)	98
Consolidated Statement of Cash Flow	99
Notes to the Consolidated Financial Statements	100
Schedule of Current Fund Operations - Municipal Operations	115
Schedule of Financial Position - Municipal Operations	116
Schedule of Current Fund Operations - Water Utility	117
Schedule of Financial Position - Water Utility	118
Schedule of Capital Fund Operations - Municipal Operations	119
Schedule of Financial Position - Municipal Capital Fund	120
Schedule of Reserve Operations	121
Schedule of Financial Position - Reserves Fund	122
Reconciliation of the Financial Plan to the PSAS Budget (Unaudited)	123
Consolidated Schedule of Operations by Function	124



**Municipality of the District of East Hants**  
**Consolidated Statement of Financial Position**  
**As at March 31, 2023**

	2023	2022
<b>FINANCIAL ASSETS</b>		
Cash (Note 2)	\$ 45,877,769	\$ 38,613,721
Taxes and water rates receivable (Note 3)	2,195,491	1,856,586
Accounts receivable (Note 4)	3,144,975	2,756,624
	<u>51,218,235</u>	<u>43,226,931</u>
<b>LIABILITIES</b>		
Accounts payable and accrued liabilities (Note 5)	2,622,407	2,533,447
Deferred revenue - general (Note 6)	2,204,149	2,442,796
Deferred revenue - obligatory reserve (Note 7)	5,683,303	4,838,988
Employee future benefits (Note 10 & 11)	3,858,916	3,380,830
Tax sale surplus	547,164	369,200
Long-term liabilities (Note 9)	26,651,578	28,421,855
Asset Retirement Obligation (Note 12)	426,509	-
	<u>41,994,026</u>	<u>41,987,116</u>
<b>NET ASSETS</b>	<u>9,224,209</u>	<u>1,239,815</u>
<b>NON FINANCIAL ASSETS</b>		
Net tangible capital assets (Note 8)	109,035,851	97,482,038
Work in progress (Note 8)	4,503,208	5,994,400
Inventory and prepaid expenses	366,140	383,832
	<u>113,905,199</u>	<u>103,860,270</u>
<b>ACCUMULATED SURPLUS (Note 13d)</b>	<u>\$ 123,129,408</u>	<u>\$ 105,100,085</u>

Contingency (Note 16)

Approved on Behalf of the Municipality  
of the District of East Hants

.....Warden

.....Clerk



**Municipality of the District of East Hants**  
**Consolidated Statement of Operations**  
**Year Ended March 31, 2023**

	2023 Budget (Unaudited - Note 17)	2023 Actual	2022 Actual
<b>Revenues</b>			
Property taxes (Note 14)	\$ 30,822,086	\$ 32,620,810	\$ 30,416,588
Grants in lieu of taxes	219,197	222,618	220,453
Sale of services	3,045,953	3,399,053	2,952,945
Other revenue from own sources	789,094	2,446,700	1,124,214
Unconditional transfers from other governments	163,050	171,220	253,891
Conditional transfers from federal or provincial government	686,936	655,514	1,292,142
Government grants	3,631,194	3,631,194	3,055,981
Development and other contributions applied	11,163,039	10,986,985	4,053,889
Water utility	2,302,235	2,506,908	2,290,632
<b>Total Revenues</b>	<b>52,822,784</b>	<b>56,641,002</b>	<b>45,660,735</b>
<b>Expenses</b>			
General government services	7,133,602	6,638,911	6,513,366
Protective services	9,103,350	8,928,521	7,945,058
Education services (Note 14)	5,835,046	5,835,048	5,682,864
Social services (Note 14)	95,111	54,228	92,697
Transportation services	2,180,810	1,906,922	2,331,139
Environmental health services	5,629,685	5,423,808	4,975,815
Environmental development services	1,827,449	1,206,251	787,867
Recreation and cultural services	6,001,563	6,012,840	4,938,232
Water utility	2,594,871	2,574,501	2,305,836
<b>Total Expenses</b>	<b>40,401,487</b>	<b>38,581,030</b>	<b>35,572,874</b>
<b>Annual Surplus</b>	<b>12,421,297</b>	<b>18,059,972</b>	<b>10,087,861</b>
<b>Accumulated Surplus, Beginning of Year</b>	<b>105,100,085</b>	<b>105,100,085</b>	<b>93,053,507</b>
<b>Adjustment for Sportsplex Fund Balance</b>	<b>-</b>	<b>(30,649)</b>	<b>-</b>
<b>Adjustment for Sportsplex Asset</b>	<b>-</b>	<b>-</b>	<b>1,958,717</b>
<b>Accumulated Surplus, End of Year</b>	<b>\$ 117,521,382</b>	<b>\$ 123,129,408</b>	<b>\$ 105,100,085</b>



**Municipality of the District of East Hants**  
**Consolidated Statement of Changes in Net Assets (Debt)**  
**Year Ended March 31, 2023**

	2023 Budget (Unaudited - Note 17)	2023 Actual	2022 Actual
Annual Surplus	\$ 12,421,297	\$ 18,059,972	\$ 10,087,861
Adjustment for Sportsplex Fund Balance	-	(30,649)	-
	<u>12,421,297</u>	<u>18,029,323</u>	<u>10,087,861</u>
<b>Tangible Capital Assets and Work-in-Progress</b>			
Acquisition of tangible capital assets and work-in-progress	(12,565,377)	(14,243,228)	(10,149,938)
Amortization of tangible capital assets	3,760,567	3,760,567	3,799,494
Net gain on sale of tangible capital assets	-	(428,127)	(737,717)
Proceeds on sale of tangible capital assets	-	848,167	1,207,734
	<u>(8,804,810)</u>	<u>(10,062,621)</u>	<u>(5,880,427)</u>
<b>Other Non-Financial Assets</b>			
Decrease (increase) in inventory and prepaid expenses	-	17,692	(14,879)
<b>Increase in Net Assets</b>	<b>3,616,487</b>	<b>7,984,394</b>	<b>4,192,555</b>
<b>Net Assets (Debt), Beginning of Year</b>	<b>1,239,815</b>	<b>1,239,815</b>	<b>(2,952,740)</b>
<b>Net Assets, End of Year</b>	<b>\$ 4,856,302</b>	<b>\$ 9,224,209</b>	<b>\$ 1,239,815</b>



**Municipality of the District of East Hants**  
**Consolidated Statement of Cash Flow**  
**Year Ended March 31, 2023**

	2023	2022
<b>Operating Transactions</b>		
Annual surplus	\$ 18,059,972	\$ 10,087,861
Adjustment for Sportsplex Fund Balance	(30,649)	-
Add amortization of tangible capital assets	3,760,567	3,799,494
Net gain on sale of tangible capital assets	(428,128)	(737,717)
	<u>21,361,762</u>	<u>13,149,638</u>
<b>Changes in Non-Cash Assets and Liabilities</b>		
Decrease in accounts receivable	(388,351)	(1,182,936)
(Increase) decrease in taxes receivable	(338,905)	151,960
Increase in accounts payable and accruals	88,960	345,384
Increase in tax sale surplus	177,961	-
Increase (decrease) in deferred revenue	605,668	(354,284)
Increase in employee benefits/other obligations	478,089	541,357
Decrease (increase) in inventory and prepaid expenses	17,692	(14,879)
Increase in asset retirement obligation (Note 12)	426,509	-
	<u>1,067,623</u>	<u>(513,398)</u>
<b>Net Change in Cash From Operations</b>	<u>22,429,385</u>	<u>12,636,240</u>
<b>Financing Transactions</b>		
Long-term liabilities issued (Note 9e)	3,221,360	2,958,615
Long-term liabilities retired (Note 9c)	(4,991,637)	(4,012,887)
	<u>(1,770,277)</u>	<u>(1,054,272)</u>
<b>Capital Transactions</b>		
Acquisition of tangible capital assets and work-in-progress	(14,243,227)	(10,149,938)
Proceeds on sale of tangible capital assets	848,167	1,207,734
	<u>(13,395,060)</u>	<u>(8,942,204)</u>
<b>Increase in Cash Position</b>	<u>7,264,048</u>	<u>2,639,764</u>
<b>Cash Position, Beginning of Year</b>	<u>38,613,721</u>	<u>35,973,957</u>
<b>Cash Position, End of Year</b>	<u>\$ 45,877,769</u>	<u>\$ 38,613,721</u>



**1. Significant Accounting Policies**

The consolidated financial statements of the Municipality of East Hants (the “Municipality”) are the representations of management prepared in accordance with Canadian Public Sector accounting standards (“PSAS”) established by the Public Sector Accounting Board (“PSAB”) of the Chartered Professional Accountants of Canada (“CPA Canada”). Significant aspects of the accounting policies adopted by the Municipality of East Hants are as follows:

**a) Reporting Entity**

These consolidated financial statements reflect the assets, liabilities, revenues, expenditures, changes in net debt and cash flows of the reporting entity. The reporting entity is comprised of all organizations and enterprises accountable to the Municipality for the administration of their financial affairs and resources and which are owned or controlled by the Municipality, namely:

- General Operating and Capital
- Water Utility Operating and Capital

Inter-departmental and inter-organizational transactions and balances between these entities and organizations are eliminated on consolidation.

**b) Fund Accounting**

Funds within the consolidated financial statements consist of current, capital and reserve funds.

Council approves certain amounts to be set aside in reserves and reserve funds for future operating and capital purposes. Transfers between funds are recorded as adjustments to the appropriate fund balance.

**c) Revenue and Expenditure Recognition**

Revenues are recorded using the accrual basis of accounting as they are earned and measurable. Funds from external parties and earnings thereon restricted by agreement or legislation are accounted for as Deferred Revenue - Obligatory Reserve Funds until used for the purpose specified. Expenditures are recognized using the accrual method of accounting.

Property tax revenue is based on assessments determined in accordance with the Province of Nova Scotia legislation. Tax rates are set annually. Taxation revenues are recorded at the time tax billings are issued. Assessments are subject to appeal. Penalties on overdue taxes are recorded in the period levied.

1. **Significant Accounting Policies (Continued)**

d) **Tangible Capital Assets**

Tangible capital assets are recorded in accordance with section 3150 of the PSAS Handbook and are recorded at cost less accumulated amortization.

Amortization has been calculated on a straight-line basis over an asset's useful life as follows:

Land Improvements	20 years
Municipal Buildings	25 - 40 years
Machinery and Equipment	5 - 10 years
Vehicles - residual value \$10,000	4 years
Engineered Structures	
Roadway Systems	50 years
Sidewalks	20 years
LED Streetlights	10 years
Wastewater Collection and Disposal	40 - 50 years
Wastewater Treatment Plants	25 years
Landfill Infrastructure	25 years
Industrial Park Infrastructure	40 years

Water Utility tangible capital assets are depreciated in accordance with the Nova Scotia Utility and Review Board Accounting and Reporting Handbook section 3040 and 3042.

Work in progress ("WIP") is not amortized until completed and put into use.

e) **Deferred Revenue**

Deferred revenue consists of user charges and fees which have been collected but for which the related services have yet to be performed, at which time they will be recognized as revenues.

The Municipality receives infrastructure charge contributions and payments in lieu of green space under provisions of Municipal By-Laws. These funds by their nature are restricted in their use and until applied to applicable capital works, are recorded as Deferred Revenue - Obligatory Reserve Funds. As applied to capital projects, they are recorded as revenue in the year the funds are expended.

f) **Government Contributions**

Government contributions are recognized as revenue in the period the transfer is authorized and all eligibility criteria have been met. Exceptions to this are when the transfer includes stipulations which have not yet been met and cause the Municipality to incur a liability.

g) **Investment Income**

Investment income earned on surplus current funds, capital funds, and reserve funds (other than obligatory reserve funds) is reported as revenue in the period earned. Investment income earned on obligatory reserve funds is reported as part of the respective deferred revenue balance.



1. **Significant Accounting Policies (Continued)**

h) **Employee Future Benefits**

The present value of the cost of providing employees with future benefits programs is expensed as employees earn these entitlements through service. The cost of the benefits earned by employees is actuarially determined using the projected cost method pro-rated on service and management's best estimate of retirement ages of employees and expected health care and other costs.

i) **Asset Retirement Obligation**

During the year the Municipality adopted the new PSAS section 3280 outlining the accounting treatment for Asset Retirement Obligations. Management has utilized the transitional provision under PS 3280.72 which allows for prospective application of the standard. The following is the Municipality's accounting policy and the impact of the adoption of this new section can be seen in Note 12.

An asset retirement obligation is recognized when, as at the financial reporting date, all of the following criteria are met:

- is a legal obligation to incur retirement costs in relation to a tangible capital asset;
- The past transaction or event giving rise to the liability has occurred;
- It is expected that future economic benefits will be given up; and
- A reasonable estimate of the amount can be made

The liability for all asset retirement obligations has been recognized based on estimated future expenses.

The liability is discounted using a present value calculation, and adjusted yearly for accretion expense. The increase to the tangible capital assets is being amortized in accordance with the depreciation accounting policies outlined in (d).

j) **Budget Figures**

Council completes separate budget reviews for its operating, water utility and capital budgets each year. The approved operating and water utility budget for 2022 is reflected on the Schedule of Current Fund Municipal Operations and Schedule of Current Fund Water Utility. For capital spending, budgets are set for individual projects and funding for these activities is determined annually and made by transfers from reserve funds, transfers from the operating/water utility funds, by the application of applicable grants, other funds available and by debt financing. As many capital projects are carried out over one or more years, it is not practical to present annualized budget information on the Schedule of Capital Fund Operations.

1. **Significant Accounting Policies (Continued)**

k) **PSAS Budget**

The consolidated financial statements include an unaudited PSAS budget.

With the exception of the water utility budget, amortization is not contemplated during the development of the budget and, as such, have been included using actual figures for the budget value.

The reconciliation between the financial plan and the budget figures used in these statements is disclosed as a schedule - Reconciliation of the Financial Plan to the PSAS Budget.

l) **Use of Estimates**

The preparation of these consolidated financial statements in accordance with PSAS requires management to make estimates and assumptions that affect the reported amounts of assets and liabilities and disclosures of contingent assets and liabilities at the date of the consolidated financial statements, and the reported amounts of revenues and expenditures during the reporting period. Actual results could differ materially from these estimates. The Municipality relies on estimates to calculate the pension liability, sick leave liability, allowance for doubtful accounts and the amortization expenses.

In addition, the Municipality's implementation of PS 3280 Asset Retirement Obligations has resulted in the requirement for management to make estimates regarding the useful lives of affected tangible capital assets and the expected retirement costs, as well as the timing and duration of these retirement costs.

m) **Segmented Information**

East Hants is a diversified municipal government that provides a wide range of municipal programs and services to its constituents, including fire, RCMP, waste and recycling services, water supply and distribution, wastewater treatment, libraries, recreation, and tourism. Segmented information has been prepared by major functional classification, consistent with the Consolidated Statement of Operations and provincially legislated requirements.

The major segments are as follows:

General government services: Activities that provide for the overall operation of the Municipality and that are common to, or affect all of the services provided by the Municipality. This includes the administrative arm of the Municipality (finance, taxation & collection, facilities management including interest on debt charges, information services, Chief Administrative Office and human resources) and legislative activities related to the Warden and Council of the Municipality, including their remuneration and expenses.

Protective services: Activities that provide for the public safety of the inhabitants of the Municipality, such as RCMP protection, transfers to correctional services, bylaw enforcement, building inspection, emergency measures, fire department grants and levies and fire hydrants.

Education services: Mandatory education transferred to Chignecto-Central Regional School Board.



1. **Significant Accounting Policies (Continued)**

Social services: Payments made to Housing Nova Scotia to cover the deficits of the public housing authorities in the region.

Transportation services: Activities, transfers and related debt for roads, sidewalks and LED lighting.

Environmental health services: Activities that provide environmentally regulated services, including wastewater collection, treatment & disposal, waste management center operations, multi stream waste collection and disposal programs and engineering/environmental stewardship.

Environmental development services: Activities that support and control the Municipality's economic development including environmental planning and zoning, industrial park development, tourism and community development.

Recreation and cultural services: Activities that provide recreation and cultural services, including recreational facilities, libraries, and cultural buildings.

Water Utility: Activities related to the operations of the East Hants Water Utility, a 3,010 (2022 - 2,908) customer utility that operates two modern water treatment plants and related infrastructure.

2. **Cash**

Cash is comprised of:

	<b><u>2023</u></b>	<b><u>2022</u></b>
Bank	\$ 40,752,466	\$ 34,172,733
Restricted cash (obligatory reserves)	5,125,303	4,440,988
	<b><u>\$ 45,877,769</u></b>	<b><u>\$ 38,613,721</u></b>

Administered bank accounts:

The Municipality administers bank accounts for Enfield, Gore, Lantz, Maitland, Milford, Mount Uniacke, Nine Mile River, Noel, Rawdon, Shubenacadie and Walton Fire Departments. These bank accounts are held in the name of the Municipality of the District of East Hants but do not belong to the Municipality and therefore these accounts are not included in the consolidated financial statements.

3. **Taxes and Water Rates Receivable**

Taxes and water rates receivable have been recorded net of an allowance for doubtful accounts of \$20,950 (2022 - \$31,963), representing management's estimate of uncollectible accounts.

4. Accounts Receivable

The balance for accounts receivable on the consolidated Statement of Financial Position totaled \$3,144,975 (2022 - \$2,756,624). Allowance for doubtful accounts is nil for 2023 and 2022. The accounts receivable balance is comprised of the following:

	<u>2023</u>	<u>2022</u>
Amounts owing - Provincial government	\$ 967,586	\$ 640,409
Amounts owing - Federal government	1,002,030	795,505
Loan to Lantz Volunteer Fire Department	155,564	177,223
Local Improvement Loan	43,800	56,400
Other	975,995	1,087,087
	<u>\$ 3,144,975</u>	<u>\$ 2,756,624</u>

In 2008/2009 the Municipality loaned the Lantz Volunteer Fire Department the amount of \$370,000 as per section 66(4)(e) of the Municipal Government Act (MGA). The loan period is for 15 years and it is interest bearing at a rate that escalates from 3.10% in year one to 5.48% in year 15. At this time the loan is in good standing but the Municipality has the ability (if needed) to withhold the Fire Levy as collateral on the loan.

5. Accounts Payable and Accrued Liabilities

	<u>2023</u>	<u>2022</u>
Liability for landfill closure/post closure	\$ -	\$ 135,301
Salaries and wages payable	259,375	425,568
Trade payables and accruals	2,363,032	1,972,578
	<u>\$ 2,622,407</u>	<u>\$ 2,533,447</u>

6. Deferred Revenue - General

	<u>2023</u>	<u>2022</u>
General deferred revenue	\$ 1,874,107	\$ 1,806,673
Water Utility deferred revenue	82,713	75,099
Capital deferred funding	35,843	47,598
Provincial funding - recreation projects	211,486	513,426
	<u>\$ 2,204,149</u>	<u>\$ 2,442,796</u>



**Municipality of the District of East Hants**  
**Notes to the Consolidated Financial Statements**  
**Year Ended March 31, 2023**

**7. Deferred Revenue - Obligatory Reserve**

	<u><b>2023</b></u>	<u><b>2022</b></u>
Sewer balance March 31, 2022	\$ 2,868,606	\$ 2,779,639
Sewer developer charges	478,951	454,087
Sewer developer interest	96,563	22,752
Transfer - Capital Projects	(458,129)	(387,872)
Sewer balance March 31, 2023	<u>\$ 2,985,991</u>	<u>\$ 2,868,606</u>
Water balance March 31, 2022	\$ 1,666,408	\$ 1,401,061
Water developer charges	472,348	430,837
Water developer interest	53,878	10,723
Transfer - Capital Projects	(242,739)	(176,212)
Water balance March 31, 2023	<u>\$ 1,949,895</u>	<u>\$ 1,666,408</u>
Green Space balance March 31, 2022	\$ 303,974	\$ 197,430
Green Space contributions	430,950	120,629
Green Space interest	12,493	1,723
Transfer - Capital Projects	-	(15,808)
Green Space balance March 31, 2023	<u>\$ 747,417</u>	<u>\$ 303,974</u>
Sewer Developer Charges	\$ 2,985,991	\$ 2,868,606
Water Developer Charges	1,949,895	1,666,408
Green Space Contributions	747,417	303,974
	<u>\$ 5,683,303</u>	<u>\$ 4,838,988</u>

**Municipality of the District of East Hants**  
**Notes to the Consolidated Financial Statements**  
**Year Ended March 31, 2023**

**8. Tangible Capital Asset Continuity Schedule**

	General Capital Assets				Infrastructure					2023 TOTAL	2022 TOTAL
	Land & Land Improvements	Buildings	Machinery & Equipment	Vehicles	Engineered Structures	Industrial Parks	Water Utilities	Assets in WIP			
<b>Cost</b>											
Operating Costs	\$ 5,856,154	\$ 30,837,220	\$ 4,357,642	\$ 449,020	\$ 63,144,387	\$ 9,081,400	\$ 31,578,917	\$ 5,994,400	\$ 151,299,140	\$ 139,693,361	
Additions during year	667,458	9,470,531	68,931	110,847	4,087,825	33,918	868,401	2,754,085	18,061,996	12,320,395	
Asset Retirement Obligation (Note 12)	66,034	239,951	-	-	80,409	-	40,115	-	426,509	-	
Disposals & Transfers	(13,974)	(48,528)	-	(73,033)	-	(662,414)	-	(4,245,277)	(5,043,226)	(714,616)	
Closing Costs	6,575,672	40,499,174	4,426,573	486,834	67,312,621	8,452,904	32,487,433	4,503,208	164,744,419	151,299,140	
<b>Accumulated Amortization</b>											
Operating Accum. Amortization	293,983	6,566,732	3,008,996	231,740	28,021,135	2,377,025	7,323,091	-	47,822,702	44,056,067	
Amortization in Year	114,591	1,157,141	270,659	37,505	1,463,858	225,245	491,568	-	3,760,567	3,799,494	
Asset Retirement Obligation (Note 12)	-	-	-	-	-	-	-	-	-	-	
Adj/Disposals - Accum Amort	-	(48,528)	-	(51,036)	-	(278,345)	-	-	(377,909)	(32,859)	
Acc Amort - End of Year	408,574	7,675,345	3,279,655	218,209	29,484,993	2,323,925	7,814,659	-	51,205,360	47,822,702	
<b>Net Book Value</b>	\$ 6,167,098	\$ 32,823,829	\$ 1,146,918	\$ 268,625	\$ 37,827,628	\$ 6,128,979	\$ 24,672,774	\$ 4,503,208	\$ 113,539,059	\$ 103,476,438	



**Municipality of the District of East Hants**  
**Notes to the Consolidated Financial Statements**  
**Year Ended March 31, 2023**

**9. Long-Term Liabilities**

- a) Of the \$26,651,578 long-term liabilities (2022 - \$28,421,855) certain payments represent a burden on general Municipal Revenues, as they are to be recovered in future years from other sources.

	<u>2023</u>	<u>2022</u>
General revenues	\$ 10,091,608	\$ 10,192,468
Local improvement charges	43,800	56,400
Area rates	6,326,415	7,061,194
Sale of land in Business Parks	2,724,464	3,008,455
Water charges	2,851,567	3,106,601
Tenants rent	4,461,774	4,823,627
Loan to Lantz fire department	151,950	173,110
	<u>\$ 26,651,578</u>	<u>\$ 28,421,855</u>

The long-term liabilities balance above is comprised of 23 (2022 - 23) Nova Scotia Municipal Finance Corporation debentures, bearing interest at rates between 0.4% to 5.644% (2022 - 0.4% to 5.644%) and maturing at various dates between Spring 2023 and Spring 2037 (2022 - Spring 2022 and Fall 2036).

- b) The total principal repayments in each of the next five years are as follows:

	<u>2023/2024</u>	<u>2024/2025</u>	<u>2025/2026</u>	<u>2026/2027</u>	<u>2027/2028</u>
Transportation	\$ 1,156,698	\$ 369,264	\$ 275,200	\$ 270,655	\$ 585,721
Environmental Development	250,392	250,625	250,872	251,135	245,080
Sewers	107,230	111,387	617,978	-	-
Recreation	242,357	252,135	1,443,190	53,040	53,040
Buildings	363,953	366,278	368,678	371,278	373,928
Water Utilities	411,127	297,681	298,253	481,624	284,827
Hospital	151,060	146,686	134,471	123,201	10,792
Lantz Fire Department	151,950	-	-	-	-
Tourism	28,000	28,000	28,000	28,000	-
East Hants Aquatic Centre	400,000	400,000	400,000	400,000	400,000
Total:	<u>\$ 3,262,767</u>	<u>\$ 2,222,056</u>	<u>\$ 3,816,642</u>	<u>\$ 1,978,933</u>	<u>\$ 1,953,388</u>

Note: Principal Payments include balloon payments that may be re-financed

- c) Total charges for the year for long-term liabilities are as follows:

	<u>2023</u>	<u>2022</u>
Principal	\$ 4,991,637	\$ 4,012,887
Interest	901,478	997,677
	<u>\$ 5,893,115</u>	<u>\$ 5,010,564</u>

9. Long-Term Liabilities (Continued)

d) Total charges for the year for long-term liabilities were recorded as follows:

	<u>2023</u>	<u>2022</u>
General revenues	\$ 1,774,200	\$ 1,943,748
Local improvement charges	13,861	17,360
Area rates	1,919,585	969,435
Sale of land in business parks	357,988	325,987
Water charges	1,827,481	1,754,034
	<u>\$ 5,893,115</u>	<u>\$ 5,010,564</u>

e) Total long-term liabilities assumed in 2022/2023 were as follows:

<u>Project</u>	<u>2023</u>	<u>Term &amp; Interest Rate</u>
Mill and Pave Local Roads	\$ 730,000	15 years: 2.575%-4.119%
Sidewalks Refinancng	904,250	5 years: 3.847%-4.177%
Enfield Water Treatment Plant Refinancing	1,079,191	10 years: 2.575%-4.119%
Enfield Water Treatment Plant Refinancing	400,000	10 years: 3.847%-4.177%
Hospital Refinancing	107,919	10 years: 2.575%-4.119%
	<u>\$ 3,221,360</u>	

10. Employee Future Benefits

The Municipality provides certain employee benefits that require funding in future periods. Under the personnel policies of the Municipality, unused sick leave can accumulate and employees may become entitled to a cash payment when they leave the Municipality's employment. An actuarial valuation of the sick leave liability was completed as of March 31, 2023 and has been recorded in the Consolidated Statement of Financial Position. The Municipality obtains a revised actuarial report every three fiscal years. As of March 31, 2023, the Municipality estimates this obligation to be \$329,759 (2022 - \$303,966).

11. Pension Plan

The Municipality operates a defined benefit pension plan, which provides benefits to employees upon retirement. The accrued benefit obligation as at March 31, 2023, is based on an actuarial valuation for accounting purposes as at December 31, 2022. The next actuarial valuation for accounting purposes is to be prepared as of December 31, 2025. The accrued benefit obligation has changed due to, among other assumption changes, an increase in the expected long-term rate of return on plan assets, partially offset by an increase in the discount rate. All plan assets are held by various Manulife Funds.

	<u>Estimated Dec. 31, 2022</u>	<u>Estimated Dec. 31, 2021</u>
Accrued Benefit Obligation	\$18,227,314	\$22,565,652
Fair Value Plan Assets	13,231,307	14,289,121
Funded Status - Plan Deficit	<u>\$ (4,996,007)</u>	<u>\$ (8,276,531)</u>



**11. Pension Plan (Continued)**

The significant actuarial assumptions adopted in measuring the Municipality's accrued benefit obligation as at December 31, 2022 were as follows:

	<u>Dec. 31, 2022</u>	<u>Dec. 31, 2021</u>
Expected long-term rate of return on plan assets	6.00%	4.85%
Rate of compensation increase	3.00%	3.00%
Discount rate used to determine benefit obligation	5.00%	3.00%

The Post-retirement mortality assumption was based on CPM2014 Public Sector Mortality with generational projection.

An actuarial valuation of the pension plan was performed for accounting purposes using the projected benefit method prorated on service. The unamortized actuarial loss is amortized over the expected average remaining service life ("EARSL") of the employee group; EARSL in 2022 was 20 years (2022 - 17 years).

	<u>Dec. 31, 2022</u>	<u>Dec. 31, 2021</u>
Accrued benefit obligation, net of plan assets	\$4,996,007	\$8,276,531
Unamortized actuarial loss	<u>(1,466,850)</u>	<u>(5,199,667)</u>
Benefit liability recorded in the Statement of Financial Position	<u>\$3,529,157</u>	<u>\$3,076,864</u>

During the year, the Municipality contributed \$774,422 (December 2021 - \$529,037) and the employees contributed \$380,687 (December 2021 - \$268,982) to the plan. Benefit payments for the year totaled \$838,373 (December 2021 - \$880,974).

Administrative fees paid during the year totaled \$14,973 (2022 - \$16,476); Plan Valuation costs were \$4,360 (2022 - \$3,715).

**12. Asset Retirement Obligations**

The Municipality's Asset retirement obligation consists of several obligations as follows:

a) Landfill obligation

The Municipality owns one landfill site for which the permit to operate expired December 31, 2005. As of March 31, 2007, the site has been capped in accordance with all applicable environmental regulations. The site, although not used as a residual waste disposal site, will continue to be used as a construction and demolition disposal site into the future. In addition, the site has an organics and waste transfer facility in operation. East Hants waste has been shipped to a facility outside of its borders since January 1, 2006.

The liability is now being recognized under PS 3280 - Asset Retirement Obligation. The costs were based upon the presently known obligations that will exist at the estimated year of closure of the sites and for 14 years post this date. Post-closure care is estimated to be required for 14 years from the date of site closure. These costs were discounted to March 31, 2023 using a discount rate of 5.00% per annum.

12. Asset Retirement Obligations (Continued)

b) Asbestos obligation

The Municipality owns and operates several buildings that were constructed prior to 1991. Only one building is confirmed to contain asbestos and all other buildings have been included under PS 3280 - Asset retirement obligations as it is unknown if asbestos is present. The uncertainty could present a health hazard upon demolition of the building and there is a legal obligation to remove it. Following the adoption of PS 3280, the Municipality recognized an obligation relating to the removal and post-removal care of the asbestos in these buildings as estimated at March 31, 2023. Estimated costs have been discounted to the present value using a discount rate of 5.00% per annum. The transition and recognition of asset retirement obligations involved an accompanying increase to the Buildings capital asset carrying value.

c) Wastewater treatment obligation

The Municipality owns and operates wastewater treatment facilities which include tanks, ponds and a lagoon that fall within PS 3280. Upon retirement of these facilities, there is an obligation to eliminate any environmental impact and restore the land to its prior state. Estimated costs have been discounted to the present value using a discount rate of 5.00% per annum. The transition and recognition of asset retirement obligations involved an accompanying increase to the Engineered Structures capital asset carrying value.

Asset retirement obligations recognized as at March 31, 2023 include the following:

Asset Retirement Obligation Description	Years Remaining	2023 Present Value Cost	Asset Category (Note 8)
Regional Water Treatment Plant	9	\$ 22,346	Water Utilities
Regional Water Treatment Plant	42	17,769	Water Utilities
Former Elmsdale School	10	124,195	Buildings
Elmsdale CN Train Station	5	13,156	Buildings
EH Horne School Community Centre	19	57,789	Buildings
Tinsmith Museum	10	44,811	Buildings
Lantz Wastewater Lagoon	10	28,877	Engineered Structures
Shubie Wastewater Treatment Plant	1	35,000	Engineered Structures
Milford Wastewater Treatment Plant	39	16,532	Engineered Structures
Landfill Closure/Post Closure	14	66,034	Land Improvements
Total		<u>\$ 426,509</u>	



13. Municipal Fund Balances

a) The current fund balance is comprised of the following:

	<u>2023</u>	<u>2022</u>
Long term liabilities to fund Hospital	\$ (620,170)	\$ (657,853)
Unfunded pension liability	(3,529,158)	(3,076,863)
Sportsplex fund	(30,649)	-
Landfill liability funded by reserves	-	(135,301)
	<u>(4,179,977)</u>	<u>(3,870,017)</u>
Water utility operation	1,745,301	1,598,303
	<u>\$ (2,434,676)</u>	<u>\$ (2,271,714)</u>

b) The capital asset fund balance is comprised of the following:

	<u>2023</u>	<u>2022</u>
Tangible capital assets	\$ 109,035,851	\$ 97,482,038
Work in progress	4,503,208	5,994,400
Long term financing overage (shortage)	(144,820)	(443,209)
Long term liabilities capital	(25,835,657)	(27,534,493)
Asset retirement obligation	(426,509)	-
	<u>\$ 87,132,073</u>	<u>\$ 75,498,736</u>

c) Reserves and reserve funds set aside for specific purposes by Council or required by legislation are comprised of the following:

	<u>2023</u>	<u>2022</u>
Working funds	\$ 25,547,661	\$ 21,780,433
Replacement of equipment/assets	12,744,237	9,957,329
Landfill closure/post closure liability	140,113	135,301
	<u>\$ 38,432,011</u>	<u>\$ 31,873,063</u>

**Municipality of the District of East Hants**  
**Notes to the Consolidated Financial Statements**  
**Year Ended March 31, 2023**

**13. Municipal Fund Balances (Continued)**

d) Consolidated Accumulated Surplus:

	<u>2023</u>	<u>2022</u>
Current fund	\$ (2,434,676)	\$ (2,271,714)
Capital asset fund	87,132,073	75,498,736
Reserve fund	38,432,011	31,873,063
	<u>\$ 123,129,408</u>	<u>\$ 105,100,085</u>

**14. Taxation**

	<u>2023</u>	<u>2022</u>
Taxation from real property	\$ 32,620,810	\$ 30,416,588
Less: Taxation collected to pay mandatory provincial taxes for:		
Education Services	(5,835,048)	(5,682,864)
Social Services	(54,228)	(92,697)
Corrections	(292,963)	(292,216)
Net taxes available for municipal purposes	<u>\$ 26,438,571</u>	<u>\$ 24,348,811</u>

**15. Remuneration and Expenses Paid to Council Members and the CAO**

	<u>Stipend/Salary</u>	<u>Expenses</u>	<u>Total</u>
<b>Council</b>			
Warden Eleanor Roulston	\$ 61,548	\$ 4,216	\$ 65,764
Sandra Garden-Cole	30,269	707	30,976
Norval Mitchell	37,373	5,289	42,662
Eldon Hebb	30,269	866	31,135
Ian Knockwood	2,467	54	2,521
Carl MacPhee	20,947	814	21,761
Keith Rhyno	31,154	707	31,861
Wayne Greene	31,595	707	32,302
Walter Tingley	30,269	2,631	32,900
Michael Perry	31,966	1,558	33,524
Elie Moussa	32,037	707	32,744
Tom Isenor	30,269	2,029	32,298
Chief Administrative Officer	182,571	6,055	188,626
	<u>\$ 552,734</u>	<u>\$ 26,340</u>	<u>\$ 579,074</u>



**16. Contingency**

The Municipality has guaranteed a loan on behalf of the Lantz Fire Department totaling \$151,950 (2022 - \$173,110).

**17. Budget Figures**

The Municipality's Operating, Water Utility, and Capital budgets are approved by Council. The budget figures, including the financial plan, are not subject to audit procedures. See Reconciliation of the Financial Plan to the PSAS Budget per page 26 of the financial statements for supporting reconciliation schedule.

**18. Comparative Figures**

Certain figures for 2022 have been reclassified to conform to the presentation adopted in 2023.

**Municipality of the District of East Hants**  
**Schedule of Current Fund Operations – Municipal Operations**  
**Year Ended March 31, 2023**

	2023 Budget (Unaudited - Note 17)	2023 Actual	2022 Actual
<b>Revenue</b>			
Property taxes	\$ 30,822,086	\$ 32,620,810	\$ 30,416,588
Grants in lieu of taxes	219,197	222,618	220,453
Sale of services	3,045,953	3,399,053	2,952,945
Other revenue from own sources	1,951,974	2,461,099	1,921,507
Unconditional transfers from other governments	163,050	171,220	474,661
Conditional transfers from federal or provincial government agencies	686,936	655,514	1,292,142
Development and other contributions applied	175,000	64,921	-
Other transfers	847,600	847,600	854,200
	<u>37,911,796</u>	<u>40,442,835</u>	<u>38,132,496</u>
<b>Expenses</b>			
General government services	7,564,780	7,152,676	6,903,507
Protective services	9,621,751	9,523,786	8,465,887
Education	5,835,046	5,835,048	5,682,864
Social services	95,111	54,228	92,697
Transportation services	1,312,599	1,038,711	1,293,133
Environmental health services	5,707,716	5,632,465	5,139,116
Environmental development services	1,602,204	1,343,094	1,302,641
Landfill closure/post closure costs (recovery)	-	(135,301)	(47,179)
Recreation and cultural services	5,213,489	5,231,328	4,403,087
	<u>36,952,696</u>	<u>35,676,035</u>	<u>33,235,753</u>
<b>Net Revenue</b>	<u>959,100</u>	<u>4,766,800</u>	<u>4,896,743</u>
<b>Financing and Transfers</b>			
Debt principal repayment	2,245,251	2,211,483	2,364,823
Decrease in amounts to be recovered	-	(316,992)	(485,196)
Transfer to capital fund	70,000	45,772	60,000
Transfer from capital reserves	(437,000)	(437,012)	(444,599)
Transfer to operating reserves	(919,151)	3,263,549	3,401,715
	<u>959,100</u>	<u>4,766,800</u>	<u>4,896,743</u>
<b>Change in Fund Balance</b>	-	-	-
<b>Opening Fund Balance</b>	(3,870,017)	(3,870,017)	(5,551,039)
<b>Change in Long-Term Liabilities</b>	37,681	37,681	2,166,217
<b>Change in Unfunded Pension Liability</b>	-	(452,293)	(532,374)
<b>Change in Landfill Liability</b>	-	135,301	47,179
<b>Change in Sportsplex Fund</b>	-	(30,649)	-
<b>Closing Fund Balance (Note 13a)</b>	<u>\$ (3,832,336)</u>	<u>\$ (4,179,977)</u>	<u>\$ (3,870,017)</u>



**Municipality of the District of East Hants**  
**Schedule of Financial Position – Municipal Operations**  
**Year Ended March 31, 2023**

	2023	2022
<b>FINANCIAL ASSETS</b>		
Cash	\$ 7,739,931	\$ 6,986,929
Taxes and rates receivable	1,444,517	1,102,747
Accounts receivable	1,445,675	1,371,783
	<u>10,630,123</u>	<u>9,461,459</u>
<b>LIABILITIES</b>		
Accounts payable and accrued liabilities	2,154,843	1,894,479
Deferred revenue - general	2,085,593	2,320,100
Deferred revenue - obligatory reserve	5,683,303	4,838,988
Employee benefits and other obligations	3,858,916	3,380,830
Tax sale surplus	547,164	369,200
Long term liabilities	815,921	887,362
	<u>15,145,740</u>	<u>13,690,959</u>
<b>NET DEBT</b>	<u>(4,515,617)</u>	<u>(4,229,500)</u>
<b>NON FINANCIAL ASSETS</b>		
Inventory and prepaid expenses	335,640	359,483
<b>ACCUMULATED DEFICIT</b>	<u>\$ (4,179,977)</u>	<u>\$ (3,870,017)</u>

**Municipality of the District of East Hants**  
**Schedule of Current Fund Operations – Water Utility**  
**Year Ended March 31, 2023**

	2023 Budget (Unaudited - Note 17)	2023 Actual	2022 Actual
<b>Revenue</b>	<b>\$ 2,952,230</b>	<b>\$ 3,133,767</b>	<b>\$ 2,845,621</b>
<b>Expenses</b>			
Operating	2,183,299	2,125,246	1,831,281
Interest on debt	71,822	93,256	138,694
Amortization expense	485,146	491,568	456,294
	<u>2,740,267</u>	<u>2,710,070</u>	<u>2,426,269</u>
<b>Net Revenue</b>	<b>211,963</b>	<b>423,697</b>	<b>419,352</b>
<b>Transfers and Financing</b>			
Principal debt payment	255,035	255,034	507,725
Transfer to capital	32,750	21,665	32,750
	<u>287,785</u>	<u>276,699</u>	<u>540,475</u>
<b>Change in Fund Balance</b>	<b>(75,822)</b>	<b>146,998</b>	<b>(121,123)</b>
<b>Opening Fund Balance</b>	<b>1,598,303</b>	<b>1,598,303</b>	<b>1,719,426</b>
<b>Closing Fund Balance (Note 13a)</b>	<b><u>\$ 1,522,481</u></b>	<b><u>\$ 1,745,301</u></b>	<b><u>\$ 1,598,303</u></b>



**Municipality of the District of East Hants**  
**Schedule of Financial Position – Water Utility**  
**Year Ended March 31, 2023**

	2023	2022
<b>FINANCIAL ASSETS</b>		
Cash	\$ 1,104,471	\$ 971,856
Water rates receivable	750,974	753,839
Accounts receivable	60,389	45,903
	<u>1,915,834</u>	<u>1,771,598</u>
<b>LIABILITIES</b>		
Accounts payable and accrued liabilities	118,320	122,545
Deferred revenue - general	82,713	75,099
	<u>201,033</u>	<u>197,644</u>
<b>NET ASSETS</b>	<u>1,714,801</u>	<u>1,573,954</u>
<b>NON FINANCIAL ASSETS</b>		
Inventory and prepaid expenses	30,500	24,349
<b>ACCUMULATED SURPLUS</b>	<u>\$ 1,745,301</u>	<u>\$ 1,598,303</u>

**Municipality of the District of East Hants**  
**Schedule of Capital Fund Operations – Municipal Operations**  
**Year Ended March 31, 2023**

	2023 Actual	2022 Actual
<b>Revenue</b>		
Government grants	\$ 1,364,322	\$ 812,820
Development and other contributions applied	10,888,039	4,053,889
	<u>12,252,361</u>	<u>4,866,709</u>
<b>Expenses</b>		
General government services	263,865	321,894
Protective services	31,594	34,160
Transportation services	868,211	1,038,006
Environmental health services	906,828	850,722
Environmental development services	(136,843)	(514,774)
Recreation and cultural services	907,215	875,475
	<u>2,840,870</u>	<u>2,605,483</u>
<b>Net Revenue</b>	<u>9,411,491</u>	<u>2,261,226</u>
<b>Financing and Transfers</b>		
Principal payments	(2,428,836)	(2,665,048)
Transfers from reserves	274,427	(1,891,414)
Transfers from operations	(67,437)	(92,750)
	<u>(2,221,846)</u>	<u>(4,649,212)</u>
<b>Change in Fund Balance</b>	<u>11,633,337</u>	<u>6,910,438</u>
<b>Opening Fund Balance</b>	<u>75,498,736</u>	<u>68,588,298</u>
<b>Closing Fund Balance (Note 13b)</b>	<u>\$ 87,132,073</u>	<u>\$ 75,498,736</u>



**Municipality of the District of East Hants**  
**Schedule of Financial Position – Municipal Capital Fund**  
**Year Ended March 31, 2023**

	2023	2022
<b>FINANCIAL ASSETS</b>		
Accounts receivable	\$ 1,638,911	\$ 1,338,938
	<u>1,638,911</u>	<u>1,338,938</u>
<b>LIABILITIES</b>		
Bank Indebtedness	1,398,644	1,218,127
Accounts payable and accrued liabilities	349,244	516,423
Deferred revenue - general	35,843	47,597
Long term liabilities	25,835,657	27,534,493
Asset Retirement Obligation	426,509	-
	<u>28,045,897</u>	<u>29,316,640</u>
<b>NET DEBT</b>	<u>(26,406,986)</u>	<u>(27,977,702)</u>
<b>NON FINANCIAL ASSETS</b>		
Net tangible capital assets	109,035,851	97,482,038
Work in progress	4,503,208	5,994,400
	<u>113,539,059</u>	<u>103,476,438</u>
<b>ACCUMULATED SURPLUS</b>	<u>\$ 87,132,073</u>	<u>\$ 75,498,736</u>

**Municipality of the District of East Hants**  
**Schedule of Reserve Operations**  
**Year Ended March 31, 2023**

	2023 Actual	2022 Actual
<b>Revenue</b>		
Investment income	\$ 1,157,090	\$ 267,378
Government grants	2,266,872	2,243,161
Developments & Other Contributions Applied	34,025	-
	<u>3,457,987</u>	<u>2,510,539</u>
<b>Net Transfers From/To Other Funds</b>		
Transfers from Current Fund	(2,826,537)	(2,957,116)
Transfers to Capital Fund	(274,424)	1,891,414
	<u>(3,100,961)</u>	<u>(1,065,702)</u>
<b>Net Change in Reserve Funds</b>	6,558,948	3,576,241
<b>Opening Reserve Fund Balance</b>	31,873,063	28,296,822
<b>Closing Reserve Fund Balance (Note 13c)</b>	<u>\$ 38,432,011</u>	<u>\$ 31,873,063</u>
<b>Analyzed as follows:</b>		
Reserves set aside for specific purposes		
Operating Contingencies/Surplus	\$ 7,796,412	\$ 6,826,828
General Government	2,291,922	2,176,811
Solid Waste Management Facilities/Equipment	2,773,578	2,779,201
Office Equipment	322,400	275,913
Computer Hardware/Software	566,209	477,089
Aquatic Centre	519,845	468,028
Building and Equipment	342,344	246,873
Transportation and Equipment	2,315,805	1,592,652
Recreation and Leisure	580,312	561,496
Active Transportation	750,312	450,068
Emergency Measures	284,113	264,297
Passenger Vehicles	230,650	248,035
Canada Community Building Fund (formerly Gas Tax)	4,957,595	4,106,370
Lloyd E. Matheson Centre	340,815	339,757
Business Park Land Development (fr Sales)	2,567,075	2,062,807
District Beautification Funds	41,470	35,727
Emergency Grant Fund-Fire Departments	881,169	838,696
Tourism Grant Fund/Capital	218,391	189,095
Economic Development Operations	67,925	98,069
District Recreation Grant Fund	547,852	486,456
Tourism Economic Development Fund	42,923	41,436
Rural Economic Development Fund	164,905	159,194
Urban Service Rate Contingencies	2,095,201	2,021,672
Lights Urban Service Rate	130,037	124,120
Lights Other	261,678	230,941
Sportsplex Area Rate	732,903	209,798
Sportsplex - Operating Surplus	123,266	238,449
Wastewater System	974,973	750,984
Sidewalks Excess Debenture/Operations	1,188,350	891,004
Landfill Closure/Post Closure Costs	140,113	135,301
East Hants Water system	2,663,240	2,545,896
Sustainable Services Growth Fund	1,123,728	-
Uniacke District Recreation Civic Centre	34,025	-
Asset Retirement Obligation	360,475	-
	<u>\$ 38,432,011</u>	<u>\$ 31,873,063</u>



**Municipality of the District of East Hants**  
**Schedule of Financial Position – Reserves Fund**  
**Year Ended March 31, 2023**

	2023	2022
<b>FINANCIAL ASSETS</b>		
Cash	\$ 38,432,011	\$ 31,873,063
	<u>38,432,011</u>	<u>31,873,063</u>
<b>ACCUMULATED SURPLUS</b>	<u>\$ 38,432,011</u>	<u>\$ 31,873,063</u>

**Municipality of the District of East Hants**  
**Reconciliation of the Financial Plan to the PSAS Budget (Unaudited – Note 17)**  
**Year Ended March 31, 2023**

	Financial Plan General	Financial Plan Utility	Amortization (TCA)	Financial Plan Capital	Transfers Reserves	Debt Charges Principal	Elimination Entries	PSAS Budget
<b>REVENUE</b>								
Taxes	\$ 30,822,086	\$ -	\$ -	\$ -	\$ -	\$ -	\$ -	\$ 30,822,086
Water utility	-	2,852,230	-	-	-	-	(549,995)	2,302,235
Grants in lieu of taxes	219,197	-	-	-	-	-	-	219,197
Sale of services	3,045,953	-	-	-	-	-	-	3,045,953
Other revenue from own sources	1,951,974	-	-	-	-	-	(1,162,880)	789,094
Unconditional transfers from other	163,050	-	-	-	-	-	-	163,050
Conditional transfers from government	686,936	-	-	-	-	-	-	686,936
Government grants	-	-	-	3,631,194	-	-	-	3,631,194
Development and other contributions applied	175,000	100,000	-	10,888,039	-	-	-	11,163,039
Other transfers	847,600	-	-	-	-	-	(847,600)	-
<b>Total revenue</b>	<b>37,911,796</b>	<b>2,952,230</b>	<b>-</b>	<b>14,519,233</b>	<b>-</b>	<b>-</b>	<b>(2,560,475)</b>	<b>52,822,784</b>
<b>EXPENSES</b>								
General government services	7,564,780	-	327,799	-	-	-	(758,977)	7,133,602
Protective services	9,621,751	-	31,594	-	-	-	(549,995)	9,103,350
Education services	5,835,046	-	-	-	-	-	-	5,835,046
Social Services	95,111	-	-	-	-	-	-	95,111
Transportation services	1,312,599	-	868,211	-	-	-	-	2,180,810
Environmental health services	5,707,716	-	906,828	-	-	-	(984,859)	5,629,685
Water utility	-	2,740,267	-	-	-	-	(145,396)	2,594,871
Environmental development services	1,602,204	-	225,245	-	-	-	(121,248)	1,827,449
Recreation and cultural services	5,213,489	-	909,322	-	-	-	-	6,001,563
Transfer to capital	70,000	32,750	-	-	(102,750)	-	-	-
Debt charges - principal payment	2,245,251	255,035	-	(2,428,836)	-	(71,450)	-	-
Transfer to reserves (capital/operating)	(1,356,151)	-	-	-	1,356,151	-	-	-
<b>Total expenses</b>	<b>37,911,796</b>	<b>3,028,052</b>	<b>3,268,999</b>	<b>(2,428,836)</b>	<b>1,253,401</b>	<b>(71,450)</b>	<b>(2,560,475)</b>	<b>40,401,487</b>
<b>Surplus (Deficit)</b>	<b>\$ -</b>	<b>\$ (75,822)</b>	<b>\$ (3,268,999)</b>	<b>\$ 16,948,069</b>	<b>\$ (1,253,401)</b>	<b>\$ 71,450</b>	<b>\$ -</b>	<b>\$ 12,421,297</b>



**Municipality of the District of East Hants**  
**Consolidated Schedule of Operations by Function**  
**Year Ended March 31, 2023**

	*General Government	Protective Services	Transportation Services	Environmental Health Services	Environmental Development Services	Other
<b>REVENUE</b>						
Property taxes	\$ 26,394,032	\$ 3,126,933	\$ 97,480	\$ 2,501,079	\$ -	\$ -
Grants in lieu of taxes	214,704	-	-	7,914	-	-
Sale of services	685,853	-	-	742,722	54,150	-
Other revenue from own sources	1,568,488	101,401	-	211,988	200,823	1,157,090
Unconditional transfers from other governments	90,897	-	-	80,323	-	-
Conditional transfers from federal or provincial government	34,048	-	-	123,531	142,241	-
Government grants	-	-	-	-	-	3,631,194
Development and other contributions applied	-	-	-	-	-	10,986,985
Other transfers	-	-	-	847,600	-	-
Water utility	-	-	-	-	-	-
Elimination Entries	(1,171,486)	-	-	(847,600)	-	-
<b>Total revenue</b>	<b>\$ 27,816,536</b>	<b>\$ 3,228,334</b>	<b>\$ 97,480</b>	<b>\$ 3,667,557</b>	<b>\$ 397,214</b>	<b>\$ 15,775,269</b>
<b>EXPENSES</b>						
Salaries, wages and benefits	\$ 3,889,828	\$ 461,120	\$ -	\$ 1,447,314	\$ 1,076,653	\$ -
Operating costs	3,138,683	9,037,001	888,374	4,007,082	189,556	5,889,276
Elimination Entries	(777,630)	(626,859)	-	(980,184)	-	-
Amortization	327,799	31,594	868,211	906,828	225,245	-
Interest on long term debt	124,165	25,665	150,337	42,768	76,884	-
<b>Total expenses</b>	<b>\$ 6,702,845</b>	<b>\$ 8,928,521</b>	<b>\$ 1,906,922</b>	<b>\$ 5,423,808</b>	<b>\$ 1,568,338</b>	<b>\$ 5,889,276</b>
Net gain (loss) on sale of TCA	63,934	-	-	-	362,087	-
<b>Surplus (Deficit)</b>	<b>\$ 21,177,625</b>	<b>\$ (5,700,187)</b>	<b>\$ (1,809,442)</b>	<b>\$ (1,756,251)</b>	<b>\$ (809,037)</b>	<b>\$ 9,885,993</b>

\* General government includes revenues and expenses that cannot be attributed to a particular sector.

**Municipality of the District of East Hants**  
**Consolidated Schedule of Operations by Function**  
**Year Ended March 31, 2023**

	Recreation and Culture Services	Water Utility	2023 Total	2022 Total
<b>REVENUE</b>				
Property taxes	\$ 501,286	\$ -	\$ 32,620,810	\$ 30,416,588
Grants in lieu of taxes	-	-	222,618	220,453
Sale of services	1,916,328	-	3,399,053	2,952,945
Other revenue from own sources	378,396	-	3,618,186	2,188,885
Unconditional transfers from other governments	-	-	171,220	474,661
Conditional transfers from federal or provincial government	355,694	-	655,514	1,292,142
Government grants	-	-	3,631,194	3,055,981
Development and other contributions applied	-	-	10,986,985	4,053,889
Other transfers	-	-	847,600	854,200
Water utility	-	3,133,767	3,133,767	2,845,621
Elimination entries	-	(626,859)	(2,645,945)	(2,694,630)
Total revenue	\$ 3,151,704	\$ 2,506,908	\$ 56,641,002	\$ 45,660,735
<b>EXPENSES</b>				
Salaries, wages and benefits	\$ 2,095,837	\$ 674,634	\$ 9,645,386	\$ 8,646,234
Operating costs	2,747,087	1,450,612	27,347,671	25,561,817
Elimination entries	(125,703)	(135,569)	(2,645,945)	(2,694,630)
Amortization	909,322	491,568	3,760,567	3,799,493
Interest on long term debt	388,403	93,256	901,478	997,677
Total expenses	\$ 6,014,946	\$ 2,574,501	\$ 39,009,157	\$ 36,310,591
Net gain on sale of TCA	2,106	-	428,127	737,717
<b>Surplus (Deficit)</b>	<b>\$ (2,861,136)</b>	<b>\$ (67,593)</b>	<b>\$ 18,059,972</b>	<b>\$ 10,087,861</b>





# EAST HANTS

Municipality of East Hants  
Box 230, Suite 170  
15 Commerce Court  
Elmsdale, Nova Scotia B2S 3K5  
Toll Free 1-866-758-2299  
[easthants.ca](http://easthants.ca)

**Cover: Burntcoat Head Park**  
Photo: Dean Casavechia, Tourism NS