

# PERMIT APPLICATIONS

For the Month of February

<i>Number</i>	<i>PID</i>	<i>Civc Address</i>	<i>New Units</i>	<i>Work Type</i>	<i>Bldg Type</i>	<i>Proposed Use</i>	<i>Permit Fee</i>	<i>Value</i>
<i>District: 11</i>								
B2022-337	45187747	271 Owen Davis Dr	1	Construction	Single Dwelling	Single Detached Dwelling	402.00	250,000.00
B2023-033	45420684	3 Anthonys Lane	1	Construction	Single Dwelling	Mobile/Mini Homes	293.00	318,000.00
B2023-024	45128980	3240 Highway 14	0	Repair	Single Dwelling	Single Detached Dwelling	620.00	119,000.00
							<i>Total Est Value: 687,000.00</i>	
<i>District: 2</i>								
C2023-027	45336690	295 Highway 214	0	Renovate	Commercial	Grocery Store	12,450.00	1,100,000.00
C2022-458	45419819	Deer Run Lan	1	Construction	Single Dwelling	Single Detached Dwelling	404.00	435,000.00
							<i>Total Est Value: 1,535,000.00</i>	
<i>District: 7</i>								
C2023-041	45243540	82 Poplar Dr	0	Renovate	Garage/Carport/Shed/Deck	Accessory Uses - Other	75.00	10,000.00
							<i>Total Est Value: 10,000.00</i>	
<i>District: 8</i>								
C2023-031	45385853	15 Martha Ave	0	Renovate	Industrial	Office	390.00	29,000.00
C2023-034	45132875	19 Piggott Lake Rd	0	Construction	Garage/Carport/Shed/Deck	Accessory Uses - Garage	143.00	180,000.00
							<i>Total Est Value: 209,000.00</i>	
<i>District: 9</i>								
C2023-026	45347507	56 Beamish Rd	1	Renovate	Double Dwelling	Duplex	450.00	75,000.00
C2023-030	45409349	131 Meek Arm Trail	0	Addition	Single Dwelling	Single Detached Dwelling	150.00	56,000.00
C2023-028	45420155	Grandview Ter	1	Construction	Single Dwelling	Single Detached Dwelling	427.00	450,000.00
C2023-035	45397346	296 Heritage Way	0	Construction	Garage/Carport/Shed/Deck	Accessory Uses - Garage	98.04	40,000.00
C2023-040	45259314	139 Lakecrest Dr	0	Construction	Garage/Carport/Shed/Deck	Accessory Uses - Garage	87.80	26,000.00
							<i>Total Est Value: 647,000.00</i>	
<b>Total</b>	<b>13</b>		<b>5</b>				<b>15,989.84</b>	<b>3,088,000.00</b>

*D I S T R I C T S*

<i>Building Type</i>	11	2	7	8	9	Total
<b>Commercial</b>	0	1	0	0	0	1
<b>Double Dwelling</b>	0	0	0	0	1	1
<b>Garage/Carport/Shed</b>	0	0	1	1	2	4
<b>Industrial</b>	0	0	0	1	0	1
<b>Single Dwelling</b>	3	1	0	0	2	6
Total	3	2	1	2	5	13

*Summary of Estimated Value by District*

11	687,000.00
2	1,535,000.00
7	10,000.00
8	209,000.00
9	647,000.00
Total	3,088,000.00

*Summary of Estimated Value by Building Type*

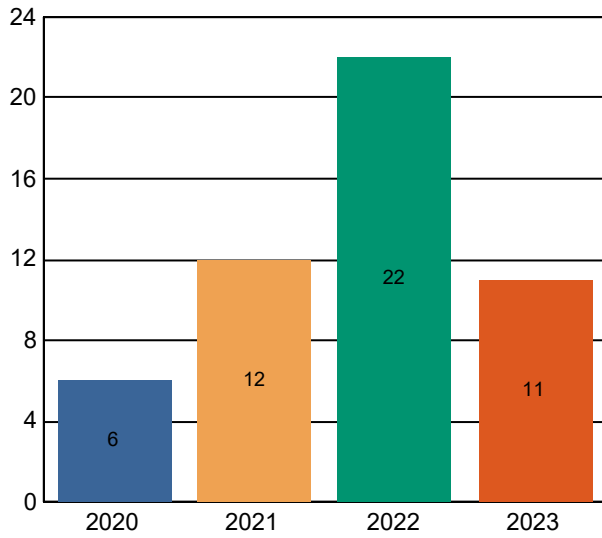
Commercial	1,100,000.00
Double Dwelling	75,000.00
Garage/Carport/Shed/Deck	256,000.00
Industrial	29,000.00
Single Dwelling	1,628,000.00
Total	3,088,000.00

# ACTIVITY REPORT

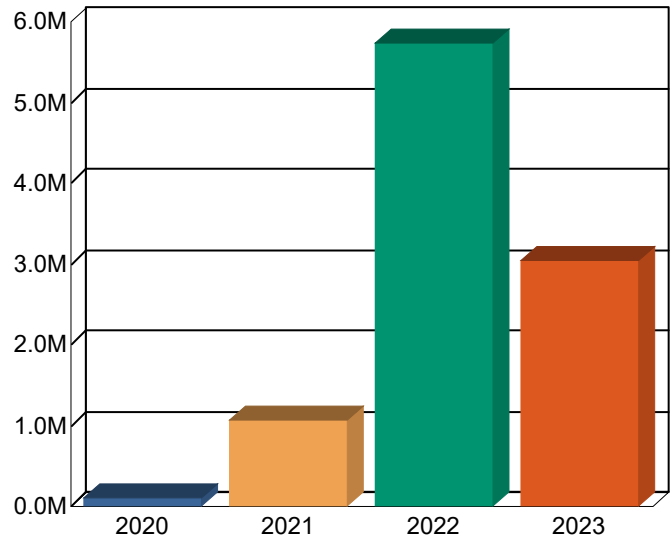
For Month of February 2/28/2023

Type	Feb 2022			Feb 2023		
	Permits	Units	Value of Construction	Permits	Units	Value of Construction
Single Family	16	12	3,574,000	6	4	1,628,000
Duplex/Semi	0	0	0	1	1	75,000
Apartments	3	12	1,920,000	0	0	0
Other Residential	2	0	39,598	2	0	220,000
Commercial	0	0	0	1	0	1,100,000
Industrial	1	0	215,000	1	0	29,000
Inst & Gov	0	0	0	0	0	0
Agriculture	0	0	0	0	0	0
Other	0	0	0	0	0	0
<b>Total</b>	<b>22</b>	<b>24</b>	<b>5,748,598</b>	<b>11</b>	<b>5</b>	<b>3,052,000</b>
<b>Year To Date</b>	<b>38</b>	<b>36</b>	<b>8,779,598</b>	<b>35</b>	<b>20</b>	<b>15,368,569</b>
Demolition	0	0		0	0	
Sign Permits	0			3		
Sub Applications	11	16 (Lots Requested)		5	4 (Lots Requested)	

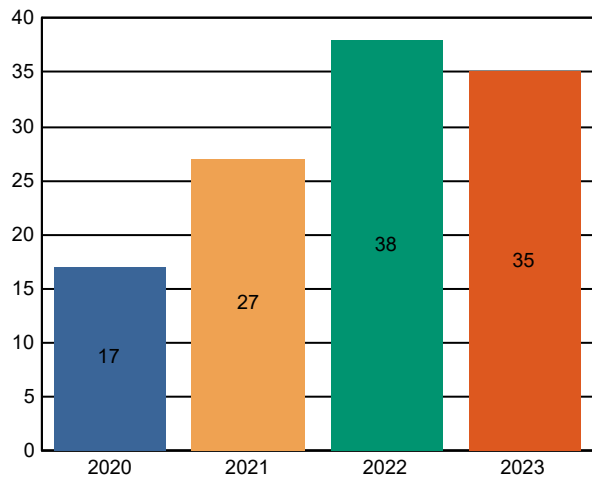
**Building Permits**



**Building Value Estimates**



**Building Permits  
Year-to-Date**



**Building Estimates  
Year-to-Date**

