

PERMIT APPLICATIONS

For the Month of November

| <i>Number</i> | <i>PID</i> | <i>Civc Address</i> | <i>New Units</i> | <i>Work Type</i> | <i>Bldg Type</i> | <i>Proposed Use</i> | <i>Permit Fee</i> | <i>Value</i> |
|---------------------|------------|-------------------------|------------------|------------------|--------------------------|--------------------------|--------------------------------------|--------------|
| <i>District:</i> | | | | | | | | |
| C2022-441 | 45401395 | 74 Grandview Ter | 0 | Construction | Garage/Carport/Shed/Deck | Accessory Uses - Garage | 101.88 | 50,000.00 |
| C2022-383 | 45409661 | 206 Meek Arm Trail | 0 | Construction | Garage/Carport/Shed/Deck | Accessory Uses - Garage | 98.00 | 30,000.00 |
| C2022-454 | 45424272 | Indian Rd | 0 | Construction | Garage/Carport/Shed/Deck | Accessory Uses - Garage | 98.04 | 25,000.00 |
| | | | | | | | <i>Total Est Value: 105,000.00</i> | |
| <i>District: 10</i> | | | | | | | | |
| C2022-434 | 45161809 | Monte Vista Rd | 1 | Construction | Single Dwelling | Single Detached Dwelling | 296.00 | 80,000.00 |
| C2021-245 | 45079597 | 15 Arrowhead Lan | 0 | Addition | Garage/Carport/Shed/Deck | Accessory Uses - Garage | 92.00 | 60,000.00 |
| C2022-420 | 45078268 | 13 Sherwood Pk | 2 | Construction | Double Dwelling | Semi-Detached Dwelling | 7,484.00 | 420,000.00 |
| C2022-421 | 45407541 | 12 Sherwood Dr | 2 | Construction | Double Dwelling | Semi-Detached Dwelling | 7,481.00 | 420,000.00 |
| C2022-442 | 45079415 | 378 Horne Settlement Rd | 1 | Construction | Single Dwelling | Single Detached Dwelling | 583.00 | 200,000.00 |
| | | | | | | | <i>Total Est Value: 1,180,000.00</i> | |
| <i>District: 11</i> | | | | | | | | |
| B2022-436 | 45424892 | 1584 Highway 236 | 1 | Construction | Single Dwelling | Semi-Detached Dwelling | 289.00 | 300,000.00 |
| C2022-433 | 45125887 | 1339 Ashdale Rd | 0 | Addition | Single Dwelling | Single Detached Dwelling | 255.00 | 26,000.00 |
| B2022-449 | 45130705 | 4016 Highway 14 | 1 | Construction | Single Dwelling | Single Detached Dwelling | 471.00 | 420,000.00 |
| C2022-451 | 45116928 | 5079 Highway 354 | 0 | Construction | Garage/Carport/Shed/Deck | Accessory Uses - Garage | 115.00 | 50,000.00 |
| | | | | | | | <i>Total Est Value: 796,000.00</i> | |
| <i>District: 2</i> | | | | | | | | |
| C2022-435 | 45411543 | 20 Development Dr | 0 | Renovate | Commercial | Commercial Use | 1,200.00 | 100,000.00 |
| C2022-428 | 45240629 | 30 Endale Dr | 0 | Addition | Single Dwelling | Single Detached Dwelling | 188.00 | 90,000.00 |
| | | | | | | | <i>Total Est Value: 190,000.00</i> | |
| <i>District: 3</i> | | | | | | | | |
| C2022-452 | 45094091 | 21 Bayberry Dr | 0 | Addition | Single Dwelling | Single Detached Dwelling | 225.00 | 250,000.00 |
| C2022-361 | 45119864 | Ess Rd | 0 | Construction | Garage/Carport/Shed/Deck | Accessory Uses - Garage | 108.00 | 40,000.00 |
| | | | | | | | <i>Total Est Value: 290,000.00</i> | |
| <i>District: 5</i> | | | | | | | | |
| B2022-438 | 45066594 | 6905 Highway 215 | 0 | Construction | Garage/Carport/Shed/Deck | Accessory Uses - Garage | 155.64 | 50,000.00 |

PERMIT APPLICATIONS

For the Month of November

| <u>Number</u> | <u>PID</u> | <u>Civc Address</u> | <u>New Units</u> | <u>Work Type</u> | <u>Bldg Type</u> | <u>Proposed Use</u> | <u>Permit Fee</u> | <u>Value</u> |
|--------------------|------------|---------------------|------------------|------------------|--------------------------|--------------------------|--------------------------------------|---------------------|
| C2022-453 | 45424272 | Indian Rd | 0 | Construction | Single Dwelling | Mobile/Mini Homes | 283.00 | 200,000.00 |
| | | | | | | | <i>Total Est Value: 250,000.00</i> | |
| <i>District: 6</i> | | | | | | | | |
| B2022-437 | 45113255 | 725 Ettinger Rd | 0 | Construction | Garage/Carport/Shed/Deck | Accessory Uses - Garage | 109.00 | 50,000.00 |
| | | | | | | | <i>Total Est Value: 50,000.00</i> | |
| <i>District: 7</i> | | | | | | | | |
| C2020-148 | 45409844 | 26 Samara Lan | 5 | Construction | Multi Unit Dwelling | Row House | 11,327.00 | 375,000.00 |
| C2022-378 | 45409844 | 37 Samara Lan | 5 | Construction | Multi Unit Dwelling | Row House | 11,272.00 | 401,000.00 |
| C2022-377 | 45409844 | 27 Samara Lan | 5 | Construction | Multi Unit Dwelling | Row House | 11,272.00 | 401,000.00 |
| | | | | | | | <i>Total Est Value: 1,177,000.00</i> | |
| <i>District: 8</i> | | | | | | | | |
| C2022-445 | 45410008 | 428 Piggott Lake Rd | 0 | Construction | Garage/Carport/Shed/Deck | Accessory Uses - Garage | 97.00 | 35,000.00 |
| C2022-446 | 45132636 | 121 Lily Lake Rd | 0 | Addition | Single Dwelling | Single Detached Dwelling | 226.00 | 250,000.00 |
| | | | | | | | <i>Total Est Value: 285,000.00</i> | |
| Total | 24 | | 23 | | | | 53,826.56 | 4,323,000.00 |

DISTRICTS

| Building Type | 10 | 11 | 2 | 3 | 5 | 6 | 7 | 8 | Total |
|---------------------|----|----|---|---|---|---|---|---|-------|
| Commercial | 0 | 0 | 1 | 0 | 0 | 0 | 0 | 0 | 1 |
| Double Dwelling | 0 | 2 | 0 | 0 | 0 | 0 | 0 | 0 | 2 |
| Garage/Carport/Shed | 3 | 1 | 1 | 1 | 1 | 1 | 0 | 1 | 9 |
| Multi Unit Dwelling | 0 | 0 | 0 | 0 | 0 | 0 | 3 | 0 | 3 |
| Single Dwelling | 0 | 2 | 3 | 1 | 1 | 0 | 0 | 1 | 9 |
| Total | 3 | 5 | 4 | 2 | 2 | 2 | 1 | 3 | 24 |

Summary of Estimated Value by District

| | |
|-------|--------------|
| | 105,000.00 |
| 10 | 1,180,000.00 |
| 11 | 796,000.00 |
| 2 | 190,000.00 |
| 3 | 290,000.00 |
| 5 | 250,000.00 |
| 6 | 50,000.00 |
| 7 | 1,177,000.00 |
| 8 | 285,000.00 |
| Total | 4,323,000.00 |

Summary of Estimated Value by Building Type

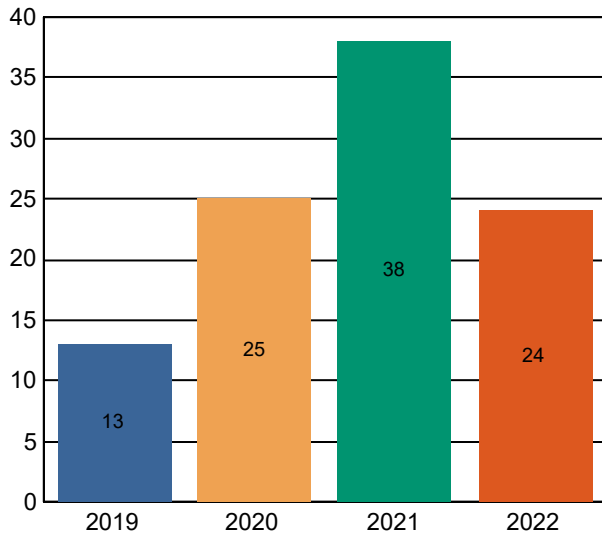
| | |
|--------------------------|--------------|
| Commercial | 100,000.00 |
| Double Dwelling | 840,000.00 |
| Garage/Carport/Shed/Deck | 390,000.00 |
| Multi Unit Dwelling | 1,177,000.00 |
| Single Dwelling | 1,816,000.00 |
| Total | 4,323,000.00 |

ACTIVITY REPORT

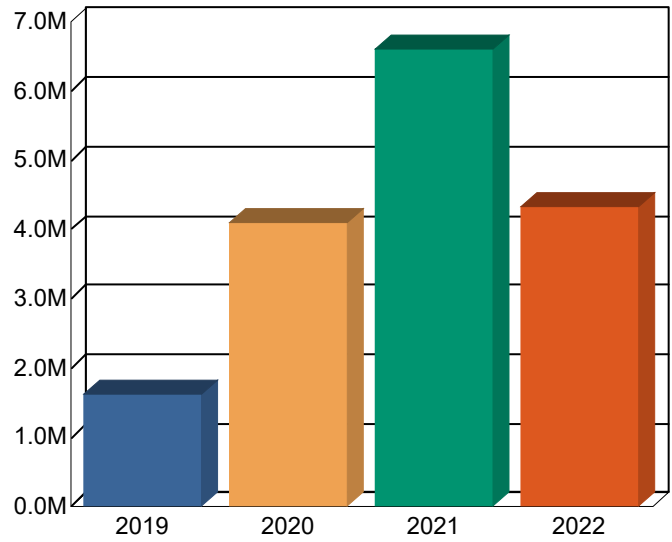
For Month of November 11/30/2022

| Type | Nov 2021 | | | Nov 2022 | | |
|---------------------|------------|---------------------|-----------------------|------------|---------------------|-----------------------|
| | Permits | Units | Value of Construction | Permits | Units | Value of Construction |
| Single Family | 11 | 10 | 1,663,442 | 9 | 4 | 1,816,000 |
| Duplex/Semi | 3 | 6 | 1,120,000 | 2 | 4 | 840,000 |
| Apartments | 8 | 32 | 2,670,000 | 3 | 15 | 1,177,000 |
| Other Residential | 11 | 0 | 524,362 | 9 | 0 | 390,000 |
| Commercial | 3 | 1 | 308,500 | 1 | 0 | 100,000 |
| Industrial | 1 | 0 | 35,000 | 0 | 0 | 0 |
| Inst & Gov | 0 | 0 | 0 | 0 | 0 | 0 |
| Agriculture | 1 | 0 | 280,600 | 0 | 0 | 0 |
| Other | 0 | 0 | 0 | 0 | 0 | 0 |
| Total | 38 | 49 | 6,601,904 | 24 | 23 | 4,323,000 |
| Year To Date | 356 | 350 | 87,908,666 | 450 | 366 | 135,204,600 |
| Demolition | 0 | 0 | | 0 | 0 | |
| Sign Permits | 1 | | | 0 | | |
| Sub Applications | 12 | 50 (Lots Requested) | | 6 | 83 (Lots Requested) | |

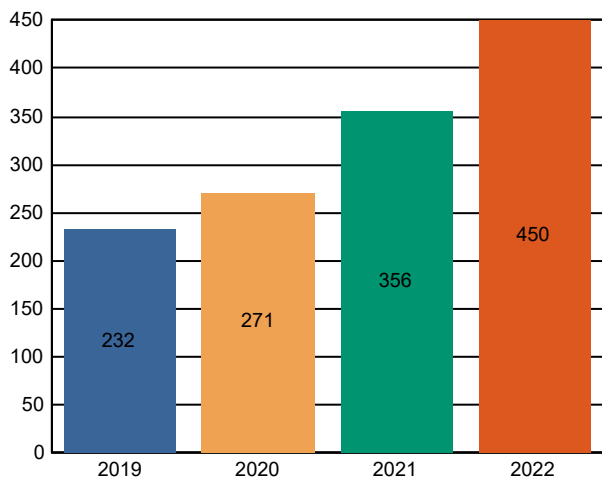
Building Permits



Building Value Estimates



**Building Permits
Year-to-Date**



**Building Estimates
Year-to-Date**

