

PERMIT APPLICATIONS

For the Month of February

<i>Number</i>	<i>PID</i>	<i>Civc Address</i>	<i>New Units</i>	<i>Work Type</i>	<i>Bldg Type</i>	<i>Proposed Use</i>	<i>Permit Fee</i>	<i>Value</i>
<i>District: 1</i>								
C2021-390	45414802	Tyler St	4	Construction	Multi Unit Dwelling	Townhouses	21,130.00	640,000.00
C2021-175	45414703	Tyler St	4	Construction	Multi Unit Dwelling	Townhouses	20,976.00	480,000.00
C2021-402	45414760	Tyler St	4	Construction	Multi Unit Dwelling	Townhouses	21,136.00	800,000.00
							<i>Total Est Value: 1,920,000.00</i>	
<i>District: 11</i>								
B2022-002	45402351	Elliott Rd	1	Construction	Single Dwelling	Single Detached Dwelling	554.00	575,000.00
B2022-047	45402401	Elliott Rd	1	Relocate	Single Dwelling	Mobile/Mini Homes	283.00	240,000.00
B2022-053	45398260	Cross 3 Rd	1	Relocate	Single Dwelling	Mobile/Mini Homes	293.00	199,000.00
							<i>Total Est Value: 1,014,000.00</i>	
<i>District: 2</i>								
C2022-040	45368750	Royal Oaks Way	1	Construction	Single Dwelling	Single Detached Dwelling	397.00	320,000.00
							<i>Total Est Value: 320,000.00</i>	
<i>District: 3</i>								
C2022-017	45418332	Indian Rd	1	Relocate	Single Dwelling	Mobile/Mini Homes	291.00	245,000.00
							<i>Total Est Value: 245,000.00</i>	
<i>District: 4</i>								
C2021-385	45096971	2734 Highway 2	0	Addition	Single Dwelling	Accessory Uses - Deck	136.00	4,000.00
C2020-300	45379286	Macdonald Rd	1	Relocate	Single Dwelling	Mobile/Mini Homes	283.00	141,000.00
							<i>Total Est Value: 145,000.00</i>	
<i>District: 5</i>								
C2022-038	45398534	Highway 215	1	Relocate	Single Dwelling	Mobile/Mini Homes	293.00	125,000.00
C2022-039	45398534	Highway 215	0	Construction	Garage/Carport/Shed/Deck	Accessory Uses - Shed	84.00	9,598.00
							<i>Total Est Value: 134,598.00</i>	
<i>District: 6</i>								
B2022-058	45064128	4660 Highway 215	1	Construction	Single Dwelling	Single Detached Dwelling	434.00	275,000.00
							<i>Total Est Value: 275,000.00</i>	
<i>District: 7</i>								
C2022-008	45417250	1 Owdis Ave	1	Construction	Single Dwelling	Single Detached Dwelling	6,877.00	350,000.00

PERMIT APPLICATIONS

For the Month of February

<i>Number</i>	<i>PID</i>	<i>Civc Address</i>	<i>New Units</i>	<i>Work Type</i>	<i>Bldg Type</i>	<i>Proposed Use</i>	<i>Permit Fee</i>	<i>Value</i>
C2022-009	45417268	3 Owdis Ave	1	Construction	Single Dwelling	Single Detached Dwelling	6,877.00	350,000.00
							<i>Total Est Value: 700,000.00</i>	
<i>District: 8</i>								
C2022-030	45357548	1131 Highway 1	0	Renovate	Single Dwelling	Single Detached Dwelling	675.00	130,000.00
C2022-043	45365103	15 Richard John Dr	0	Addition	Industrial	Warehousing	533.00	215,000.00
							<i>Total Est Value: 345,000.00</i>	
<i>District: 9</i>								
C2022-044	45409588	262 Meek Arm Tra	0	Renovate	Single Dwelling	Single Detached Dwelling	50.00	5,000.00
C2021-340	45225406	191 Highway 1	1	Construction	Single Dwelling	Single Detached Dwelling	384.00	220,000.00
C2022-041	45146214	664 East Uniacke Rd	0	Addition	Single Dwelling	Single Detached Dwelling	153.00	35,000.00
C2022-050	45417920	Meek Arm Tra	0	Construction	Garage/Carport/Shed/Deck	Accessory Uses - Garage	101.00	30,000.00
C2021-171	45405768	Mckenzie Lan	1	Construction	Single Dwelling	Single Detached Dwelling	408.00	360,000.00
							<i>Total Est Value: 650,000.00</i>	
Total	22		24				82,348.00	5,748,598.00

DISTRICTS

Building Type	1	11	2	3	4	5	6	7	8	9	Total
Garage/Carport/Shed	0	0	0	0	0	1	0	0	0	1	2
Industrial	0	0	0	0	0	0	0	0	1	0	1
Multi Unit Dwelling	3	0	0	0	0	0	0	0	0	0	3
Single Dwelling	0	3	1	1	2	1	1	2	1	4	16
Total	3	3	1	1	2	2	1	2	2	5	22

Summary of Estimated Value by District

1	1,920,000.00
11	1,014,000.00
2	320,000.00
3	245,000.00
4	145,000.00
5	134,598.00
6	275,000.00
7	700,000.00
8	345,000.00
9	650,000.00
Total	5,748,598.00

Summary of Estimated Value by Building Type

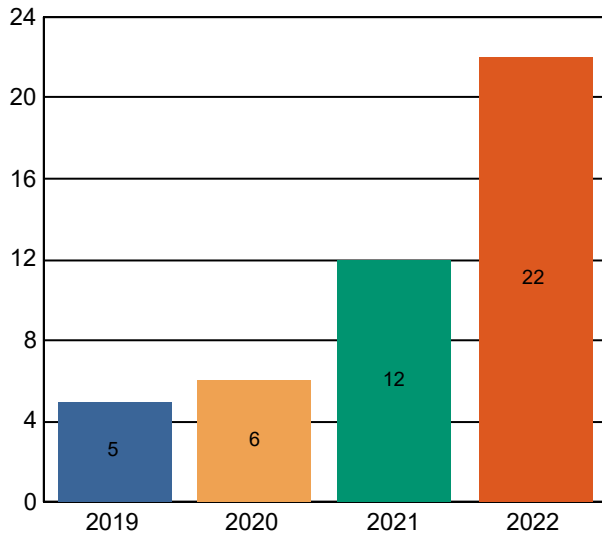
Garage/Carport/Shed/Deck	39,598.00
Industrial	215,000.00
Multi Unit Dwelling	1,920,000.00
Single Dwelling	3,574,000.00
Total	5,748,598.00

ACTIVITY REPORT

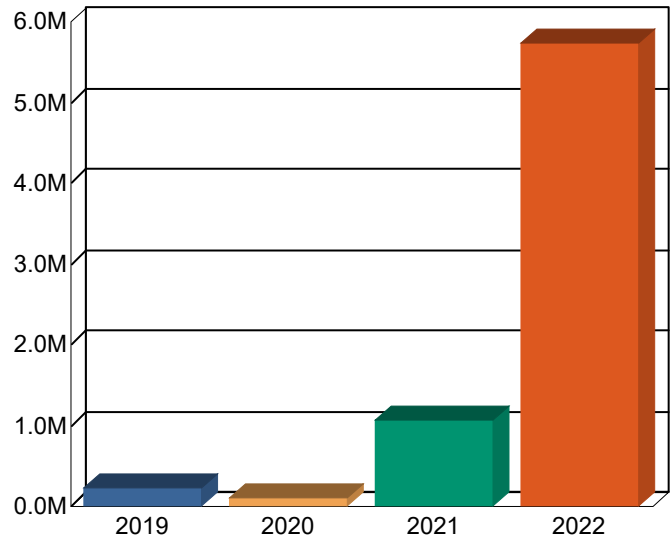
For Month of February 2/28/2022

Type	Feb 2021			Feb 2022		
	Permits	Units	Value of Construction	Permits	Units	Value of Construction
Single Family	5	3	794,080	16	12	3,574,000
Duplex/Semi	1	1	26,400	0	0	0
Apartments	0	0	0	3	12	1,920,000
Other Residential	3	0	118,800	2	0	39,598
Commercial	3	4	127,000	0	0	0
Industrial	0	0	0	1	0	215,000
Inst & Gov	0	0	0	0	0	0
Agriculture	0	0	0	0	0	0
Other	0	0	0	0	0	0
Total	12	8	1,066,280	22	24	5,748,598
Year To Date	27	97	17,888,075	38	36	8,779,598
Demolition	4	2		0	0	
Sign Permits	0			0		
Sub Applications	7	5 (Lots Requested)		11	16 (Lots Requested)	

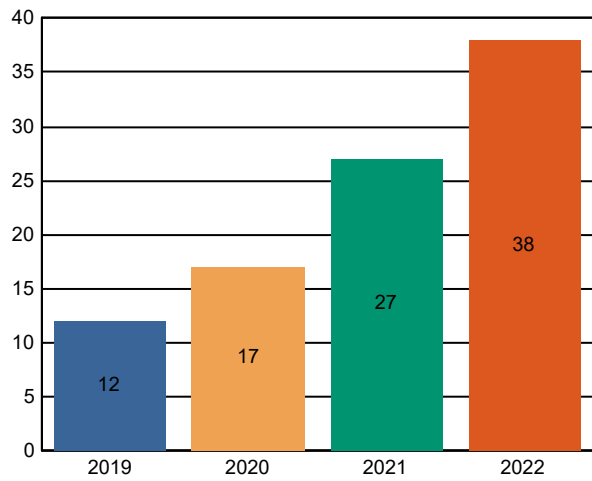
Building Permits



Building Value Estimates



**Building Permits
Year-to-Date**



**Building Estimates
Year-to-Date**

