

# 2017 Spring Municipal Waste Audit

Ciera Comeau  
Waste Compliance Officer

September 15, 2017



**EAST HANTS**  
**We live it!**

# Table of Contents

2017 Spring Municipal Waste Audit ..... 1

Introduction ..... 2

Methodology ..... 2

Results ..... 2

Notes/ Observations ..... 5



# Introduction

The 2017 Spring Municipal Waste audit took place during the months of May and June of 2017. This report focuses on the results and notes/observations from the audit.

## Methodology

The methodology for the 2017 Spring Municipal Waste Audit was the same as the previous years. There are no changes to note.

## Results

The 2017 spring sample of bagged garbage weighed in at a total of 787 kg. It was found that of the 787 kg audited, that 609.3 kg (77%) was compliant material and that 178.2 kg (23%) was non-compliant material (Figure 1). The non-compliant material was found to consist of 123 kg organics, 17.6 kg Containers, 16.8 kg paper, 14.6 kg metal and 6.2 kg C&D (construction & demolition material) (Figure 2).

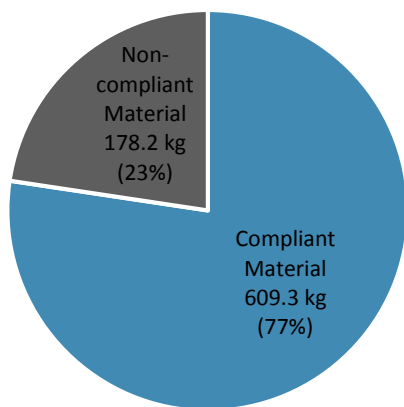


Figure 1: Compliant vs. Non-Compliant Material

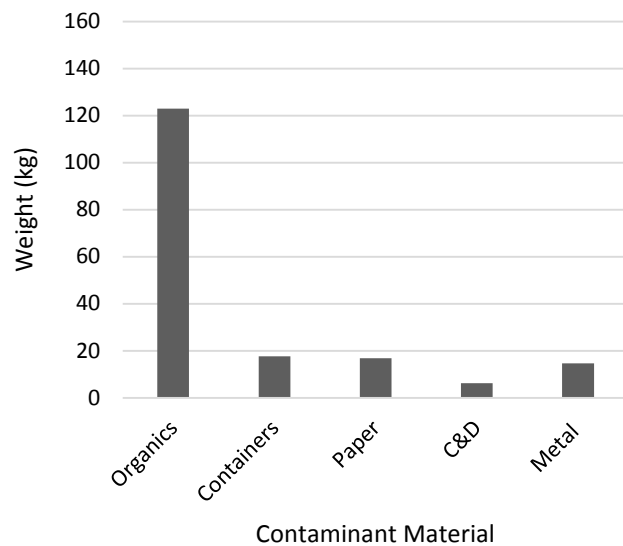


Figure 2: Total Contamination Composition

In terms of percentages, the entire sample consisted of 77% garbage, 16% organics, 2% containers, 2% paper, 2% metal and 1% C&D (Figure 3).

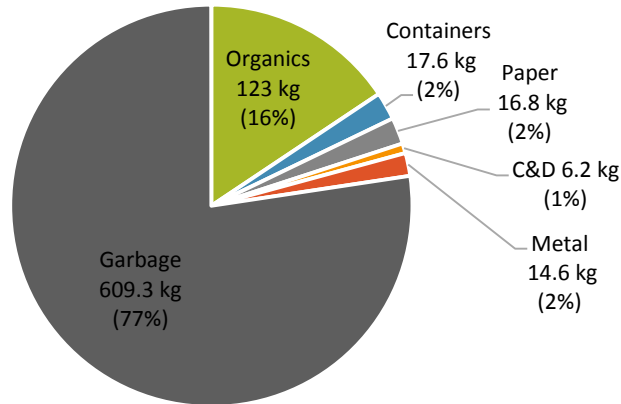


Figure 3: Total Sample Composition

Out of the nine collection days audited, it was found that Area 2 Wednesday collection day had the highest percent contamination at 35.8% and that Area 1 Tuesday collection day had the lowest percent contamination at 13.8% (Figure 4). The full composition of the Area 2 Wednesday sample is found in Figure 5 and the full composition of the Area 1 Tuesday sample is found in Figure 6.

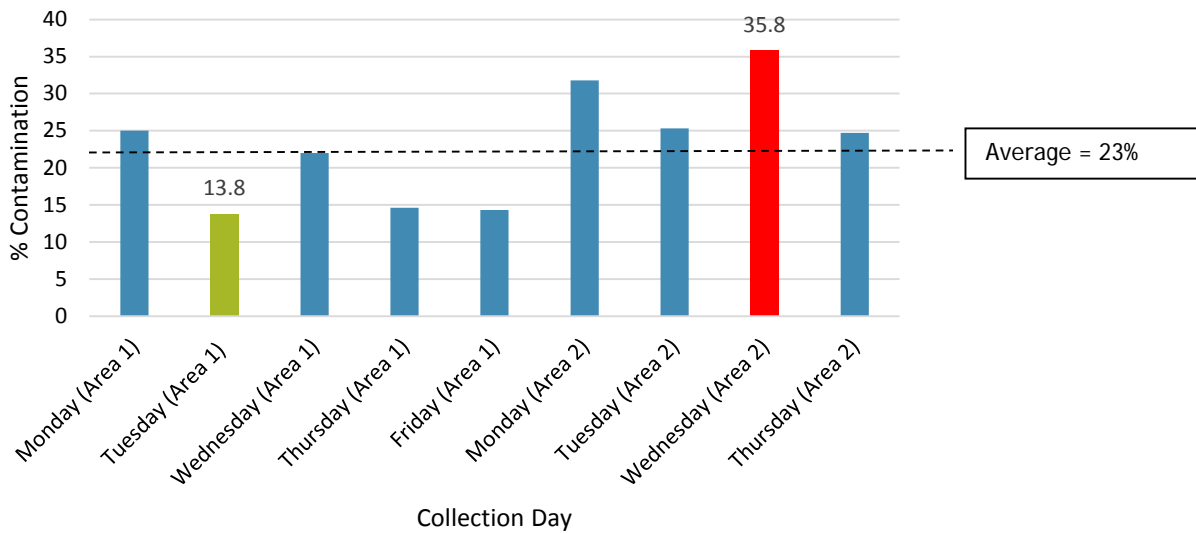


Figure 4: Percent Contamination of Garbage Samples for one Collection Cycle in East Hants

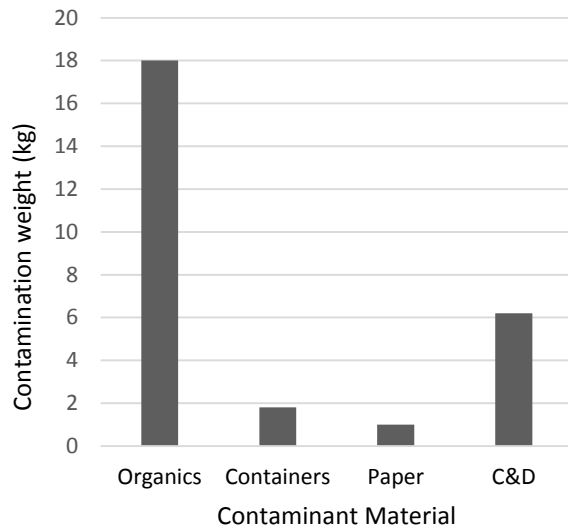
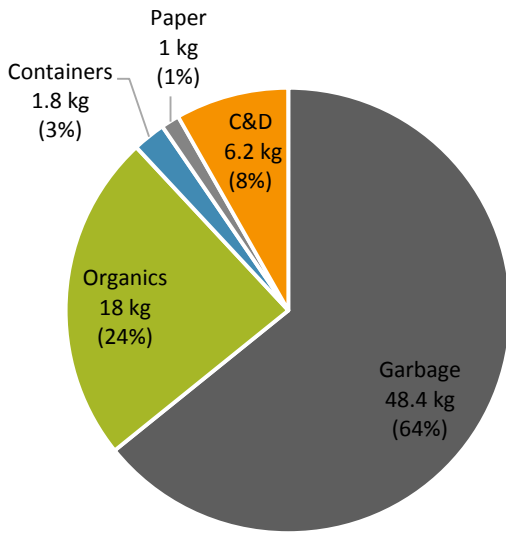


Figure 5: Area 2 Wednesday Data (sample size= 75.4 kg)

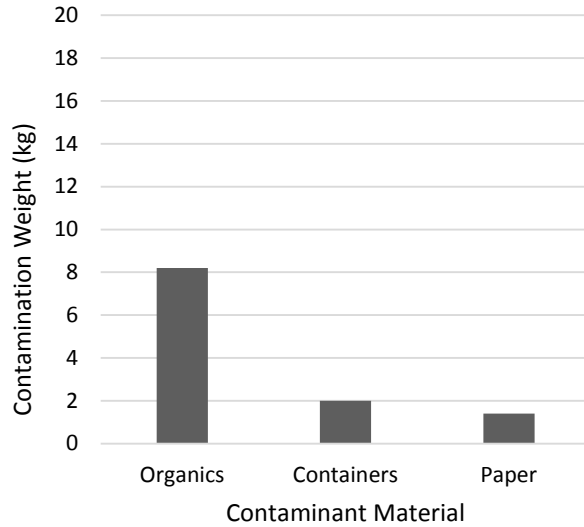
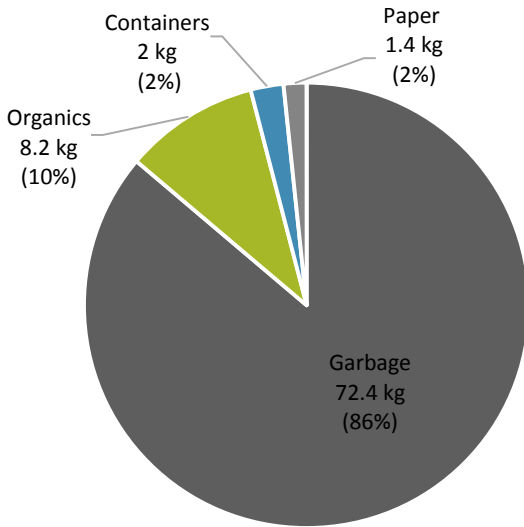


Figure 6: Area 1 Tuesday Data (sample size= 84 kg)

## Notes/ Observations

- Tuesday Area 2- lots of paper fast food bags, plastic bread bags and Styrofoam (especially meat trays)
- Wednesday Area 2- some textiles and Styrofoam present
- Although paper fast food bags, plastic bread bags and Styrofoam meat trays were especially noted for Tuesday Area 2, these are items that were noticed throughout the whole audit.